

March 2-8 2 Nephi 31-33

"THIS IS THE WAY"

1. Guess Who's Talking – Read this part of 3 Nephi 27:14 and have them listen carefully to see if they can figure out who's talking: "And my father sent me that I might be lifted up upon the cross; and after that I had been lifted up upon the cross, that I might draw all men unto me." Put up a picture of Christ and remind them of what He's done for us and how He wants ALL of us to come unto Him. Review characteristics of Christ, what we know about Him, and how much He loves us.
2. Laying Out The Path/Faith – 2 Nephi 31:18 explains that there's a "straight and narrow path which leads to eternal life" and there is a gate that we enter in to get on that path. Set up a gate (we'll probably just use something super not fancy like a chair/piano bench, but if you have an actual gate type of thing, that would probably be better ☺). Roll out some butcher paper (or whatever you have around your house) to make a path from the gate to the picture of Christ. Explain that in 2 Nephi 31:10, Christ says, "Follow thou me." To have faith is to have confidence in something or someone. It's a principle of action and power. What will we DO if we have faith? If we have faith in Christ, will we stay outside of the gate or try to get through the gate and follow the path to Christ? Show them the faith picture (on the "Pictures on the Path" page below). Set it in front of the gate.
3. Baptism Gate: How do we get inside the gate? 3 Nephi 27:21 explains that we should do the things that we've seen Jesus do. What are some things that we've seen Jesus do? Read 2 Nephi 31:4-5 to hear what Jesus did that we also need to do to come unto Him (get baptized). The manual says, "*Whether your baptism happened yesterday or 80 years ago, it was a pivotal moment – you entered a lifelong covenant to follow Jesus Christ.*" Tape the baptism gate picture onto the chair or whatever you're using for your gate. If you choose to enter the gate of baptism, it's your way of showing Christ you want to follow Him.
 - Repentance: Read 2 Nephi 31:11 and ask them to listen to what other thing we need to do. Show picture of repentance (below) and place it by the gate. Is repentance something we do once and then never have to do again? No, we need to repent daily.
 - Here are lots of repentance stories from *The Friend* that could be shared while discussing this: <http://teachldschildren.com/2012/05/repentance-clipart/>
 - This link also has some repentance scenarios you could use to discuss this more (talk about how you could repent for each scenario): <https://www.dropbox.com/sh/tsz77887clw5ftv/AABLmtoQYlucVC4dHW4mg8UFa?dl=0>
 - Holy Ghost: Read 2 Nephi 31: 17 and have them listen for another thing that comes after repentance and baptism. (The Holy Ghost). Show them the Holy Ghost picture (below), discuss in as much depth as needed, and place it on the path as well.
4. Endure to the End- Is the path to Christ something that takes only a minute to complete? Ask this question from 2 Nephi 31:19: "After you've gotten into this straight and narrow path, I would ask if all is done?" Read/discuss 2 Nephi 31:19-20 and discuss things we need to do to continue on the path. Eternal life is to know Heavenly Father and Jesus Christ. If we endure to the end of our lives and "rely on the merits" of Christ as we walk on this path, we will come to know Him and Heavenly Father.
 - Pictures on the Path: What good things can we do that will help us stay on the path? Discuss things such as scripture study, prayer, going to church, the temple, serving others, obeying, etc. Either have kids draw/label these things on the butcher paper path or use the printed pictures below (glue them onto the path). After this activity, let them draw additional pictures on the butcher paper path of themselves showing specific things they can each do to endure to the end. You could also just set the pictures out in a path by themselves if you don't have or want to use butcher paper.
 - BOM Video: Show Nephi's Final Testimony clip from the Book of Mormon videos and ask if they think Nephi did a good job traveling on this path to Christ and "enduring to the end": <https://www.churchofjesuschrist.org/study/video/2-nephi-33/2019-10-0500-nephi-records-his-final-testimony-2-nephi-33-1080p-eng?lang=eng>

- This “Latter-Day Saints Keep on Trying” talk by Elder Renlund is AWESOME. I would definitely recommend reading/listening to it if you have older kids (or at least study it by yourself if your kids are young like mine ☺): <https://www.churchofjesuschrist.org/study/general-conference/2015/04/latter-day-saints-keep-on-trying?lang=eng>
5. What kind of attitude should we have while we press forward? Have them make faces/act out different types of attitudes and emotions we have sometimes. Read these phrases from 2 Nephi 31:20. Discuss what they mean and have them act out/describe how they could have these attitudes while walking on the path to Christ:
 - “Steadfastness in Christ”
 - “Perfect brightness of hope”
 - “Love of God”
 - Love of all men
 6. Prayer Wheel – What other emotions will we feel while we’re in life traveling this path to Christ? Will we always be happy? (No, and it’s great that we have lots of emotions). How can prayer help us as we’re on this path? Read/discuss 2 Nephi 32:8-9. When should we pray? (Always). Show them the prayer wheel (black/white and color copies are below) and talk about what each picture shows. Take turns spinning the adorable spinner designed by Crystal from www.theredcrystal.org. Have them share a specific time/circumstance when they might be sad/grateful/mad/etc. based on what the spinner’s pointing to. Discuss how prayer could help them with that circumstance. If it lands on morning/night, have them say one specific way they could make their morning/night prayers more meaningful. If you don’t have a brad to attach the spinner, you can just put a paper clip in the middle of the prayer wheel and place a pencil tip inside to paper clip so they can spin the paper clip.
 7. Explain the Path to a Stuffed Animal – Share/discuss 2 Nephi 31:21. The manual says, “If you had to summarize the path to eternal life in just a few words, what would you say?” Have them get their favorite dolls/stuffed animals. The kids will then teach their doll/stuffed animal how to enter and stay on this path to Christ and celebrate when they get to the end of it.
 8. Treat/Song – Sing/watch “When I Am Baptized” <https://www.churchofjesuschrist.org/media-library/video/2017-01-080-when-i-am-baptized?lang=eng>. Discuss what the words mean and how Christ can cleanse us. Make these rainbow cupcakes: <https://www.positivelysplendid.com/rainbow-cupcakes/>

Additional Ideas:

Support Articles and Activities from The Ensign: <https://www.churchofjesuschrist.org/study/ensign/2020/03/come-follow-me-book-of-mormon-support-articles-and-activities/2-nephi-31-33?lang=eng>

More Great Ideas: <https://www.theredcrystal.org/post/come-follow-me-2020-march-2-8-this-is-the-way>

Prayer mobile <http://media.ldscdn.org/pdf/magazines/friend-february-2017/2017-02-05-the-lords-prayer-eng.pdf>

Pictures of how we should act during a

prayer https://www.churchofjesuschrist.org/bc/content/shared/content/images/magazines/friend/2018/07/june-2018-friend-magazine-mormon_2100814.pdf

Moroni and the mechanic prayer story <http://media.ldscdn.org/pdf/magazines/friend-january-2018/2018-01-22-moroni-and-the-mechanic-eng.pdf>

I can pray anytime, anywhere picture <http://media.ldscdn.org/pdf/magazines/friend-january-2019/2019-01-0021-bright-idea-eng.pdf>

“He is Listening” video <https://www.churchofjesuschrist.org/children/videos-music/little-friends?lang=eng&he-is-listening&videoid=1397363536001>

Joseph Smith, prayer adventure activity <http://media.ldscdn.org/pdf/magazines/friend-june-2015/2015-06-03-praying-to-our-father-eng.pdf>

Stories about prayer <https://www.churchofjesuschrist.org/children/resources/topics/prayer?lang=eng>

Baptism Gate: Place this picture on something that could represent a gate (such as a chair). Put the gate in front of a path that leads to a picture of Christ. 3 Nephi 27:21 explains that we should do the things that we've seen Jesus do. What are some things that we've seen Jesus do? Read 2 Nephi 31:4-7. Explain that baptism puts us on a lifelong path to following Jesus Christ.



To Fulfill All Righteousness, by Liz Lemon Swindle

Pictures on the Path: (images from *The Friend* magazine) Place these along a path leading to Christ

Faith



Repentance



The Holy Ghost



Scripture Study



Sacrament




Prayer




*I should respect and worship God.
If thou hast no love shall ever be void of my commandments (Doctrine and Covenants 42:20).*

Going to Church



The Temple



Loving and Serving Others




Obedying





“Behold, I say unto you
that ye must pray
always...”

2 Nephi 32:9



“Behold, I say unto you
that ye must pray
always...”

2 Nephi 32:9



thecrystal.org &
comefollowmekid.com