

July 20-26 Alma 36-38

"LOOK TO GOD AND LIVE"

www.comefollowmekid.com

1. The Scriptures Have Been Preserved “for a Wise Purpose” – The manual says, “*Have you ever thought about what a miracle and blessing it is to have the scriptures today? God has “entrusted [us] with these things, which are sacred” (Alma 37:14).*” Hold up a set of scriptures and talk about how lucky we are to have them and how they can help us.
 - Sing “[As I Search the Holy Scriptures](#)” and discuss the words.
2. Small Things – (from *The Friend*) “Read Alma 37:6 together. Crouch down when you hear the word “small” and jump up and spread your arms wide when you hear the word “great.” You could use the scripture verse or repeat the phrase, “Small things can make a great difference!” Talk about how small things like reading the scriptures or praying can make a great difference.” Review what we learned last week about how a seed can become a large tree, and share ideas of other things that start small but can become big. How can learning small things from the scriptures each day bring big blessings?
3. Bucket Circle Activity – The manual says, “Draw or display a bucket. How many drops of water would it take to fill the bucket? Help the children recognize that many small drops will be needed to fill the bucket. How does this relate to Alma 37:6–7? How is reading the scriptures like adding little drops of water to a bucket?” Sit in a circle and take turns putting drops into a bucket as we review people we’ve studied in the scriptures, what we’ve learned from the scriptures, blessings we get in our lives from studying and applying the scriptures, etc. Remind them that as we learn small things each day, it might not always seem like lots, but over time, it becomes bigger and will bring many blessings to our lives.
 - Chart – We’ve been struggling a bit with being reverent during regular scripture study, so we’re going to print up [this bucket chart](#) from theredcrystal, and for each day that the kids are reverent during scripture time, they can color in a drop in the bucket. Once it’s all filled, we’ll do something fun (maybe just getting drinks from Swig or something like that). 😊
4. Alma’s Words to His Sons Activity – One cool thing we have in the scriptures are the things Alma taught his sons. I LOVE what the manual says Alma did when he was worried about problems in the world: “*When Alma saw wickedness around him, he felt deep “sorrow,” “tribulation,” and “anguish of soul” (Alma 8:14). “Wickedness among this people,” he said of the Zoramites, “doth pain my soul” (Alma 31:30). He felt something similar after returning from his mission to the Zoramites—he observed that “the hearts of the people began to wax hard, and that they began to be offended because of the strictness of the word,” and this made his heart “exceedingly sorrowful” (Alma 35:15). **What did Alma do about what he saw and felt? He didn’t simply become discouraged or cynical about the state of the world. Instead, “he caused that his sons should be gathered together” and taught them “things pertaining unto righteousness” (Alma 35:16). He taught them that “there is no other way or means whereby man can be saved, only in and through Christ. ... Behold, he is the word of truth and righteousness” (Alma 38:9).***”
 - Activity: Follow the directions on pages 3 and 4 below to talk about some of the things Alma taught his sons. Spend as much time as needed elaborating on points that you think are helpful to your own family.
5. Repentance Brings Me Joy – One thing that Alma taught his sons about was repentance. Review how Alma said he felt when he repented. The manual says, “Teaching children about the joy of repentance when they are young can inspire them to repent as they get older.
 - Read [Alma 36:20](#) to the children, and ask them to listen for how Alma felt. Invite them to name some things that bring them joy. Show a picture of the Savior, and explain that Alma felt joy because Jesus Christ forgave his sins.
 - Give each of the children a piece of paper with a happy face on one side and a sad face on the other. Ask them to listen while you read [Alma 36:6](#) and to choose which face they should hold up. Explain that

Alma repented and felt joy because Jesus Christ forgave him for making bad choices. Ask the children to listen while you read [Alma 36:24](#) about the good choices he made later and to hold up the correct face.”

6. Liahona Treasure Hunt – The manual says, “*In Alma 37:38-47, Alma compares ‘the word of Christ’ to the Liahona. As you ponder this comparison, reflect on the ways you have experienced the miracle and power of Christ’s teachings ‘day by day’ (Alma 37:40).*” Hide some kind of treasure/treat. We’ll probably do small bags of animal crackers or something similar that they can snack on while we share our parent testimonies. Use the Liahona on page 5 below to do the treasure hunt activity. Instead of saying how they’re going to keep the commandments, though, we’re going to share ways we can be better at hearing Christ’s teachings each day (listening better during scripture study, remembering what we’ve learned from the scriptures, applying it to our lives, etc.). This activity was from something I sent for the Family Fun section of the Ensign, so I don’t feel too bad about changing the directions up a little bit. 😊
 - It could be good to also share/discuss this quote from President Thomas S. Monson: “If we heed His words and live the commandments, we will survive this time of ... wickedness—a time which can be compared with the waves and winds and floods that can destroy. He is ever mindful of us. He loves us and will bless us as we do what is right.”
7. Parent Testimonies – Explain that just like Alma thought it was important to share his testimony with his kids, Mom/Dad want to share our testimonies as well. Either print up the sheets on page 6 below to share with each kid or verbally share testimonies/things we think are important for kids to know as they go through life in this world. There is also a smaller version of this on page 7 below that can be laminated and used as bookmarks in Book of Mormons.

Additional Ideas:

Book of Mormon Videos <https://www.churchofjesuschrist.org/study/come-follow-me/individuals-and-families/book-of-mormon-videos?lang=eng>

“Continue in Patience” video from Elder Uchtdorf <https://www.churchofjesuschrist.org/media/video/2010-09-0018-continue-in-patience?lang=eng>

Support Articles and Activities from The Ensign <https://www.churchofjesuschrist.org/study/ensign/2020/07/come-follow-me-book-of-mormon-support-articles-and-activities/alma-36-38?lang=eng>

More Great Ideas www.theredcrystal.org

Alma's Words to His Sons

Cut out the pieces on this page and put them in a bowl or set them upside-down in a pile. Take turns pulling one out of the pile. Read what the card says and then find the matching pictures/shapes on the following page and glue it on top of it while discussing what it means and how it applies to us.

"Inasmuch as ye shall keep the commandments of God ye shall prosper in the land" (Alma 36:1)

Jesus Christ atoned for the sins of the world
(Alma 36:17-18)

"Whosoever shall put their trust in God shall be supported in their trials, and their troubles, and their afflictions, and shall be lifted up at the last day." (Alma 36:3)

I can be born of God as I am humble and repent.
(Alma 36:23-24)

"Never be weary of good works." (Alma 37:34)

"By small and simple things are great things brought to pass."
(Alma 37:6)

"There is no other way or means whereby man can be saved, only in and through Christ."
(Alma 38:9)

The scriptures are sacred and have been preserved
"for a wise purpose."
(Alma 37:14)


For behold, it is as easy to give heed to the word of Christ, which will point to you a straight course to eternal bliss, as it was for our fathers to give heed to [the Liahona]."
(Alma 37:44)

Alma's Words to His Sons

Alma taught his sons many important things. We can also learn from what he taught.






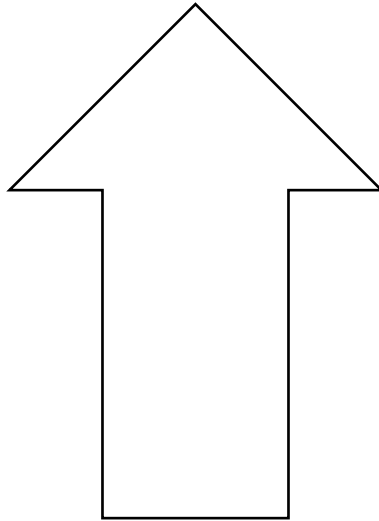
A large, empty rectangular box for writing.



A large, empty rectangular box for writing.



A horizontal, wavy-edged banner shape for writing.



A large, empty rectangular box for writing.

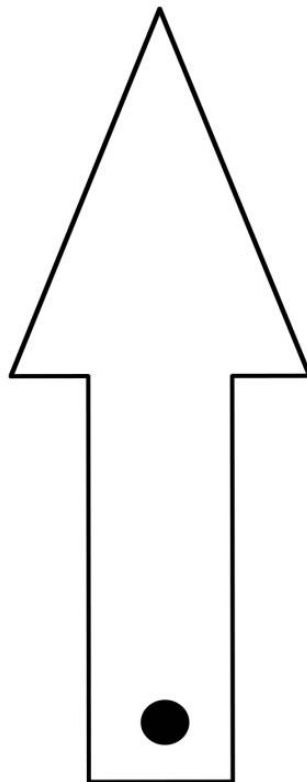
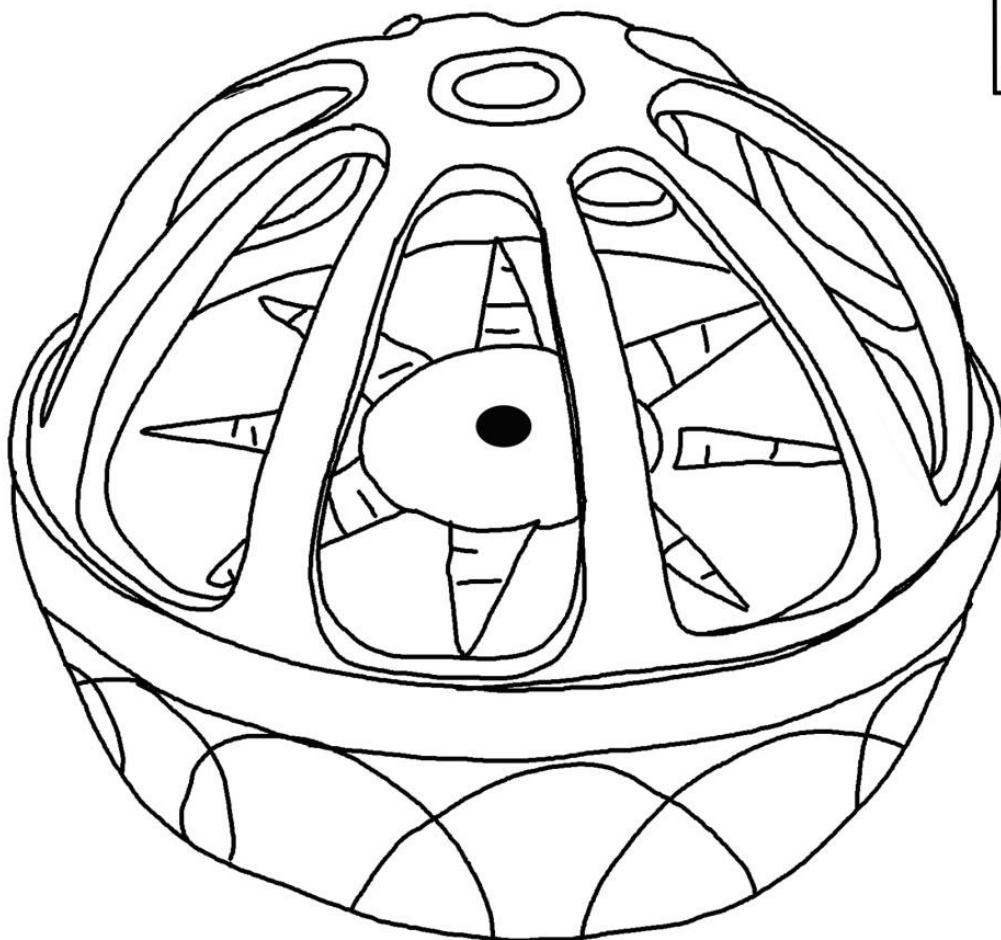


Alma 37:38-47

LIAHONA TREASURE HUNT

Family Study Fun:

- 1.”...ask someone to hold this pretend Liahona.
Pick a small object to use as treasure.
2. Have someone leave the room while the rest hide the treasure. Then ask the person to come back in the room and try to find it.
3. If the person shares one way they can keep the commandments this week, the person with the Liahona can point them toward the treasure.
- 4.Each person takes a turn searching and holding the Liahona.



Attach the arrow
with a Brad to
the Liahona.

PARENT TESTIMONY SHEETS

Parent testimony sheet 1: A rectangular box with a decorative border of stars and swirls. It contains ten horizontal lines for writing. On the right side, there is a line drawing of a man with a beard and long hair, wearing a robe, representing Jesus.

Parent testimony sheet 2: A rectangular box with a decorative border of stars and swirls. It contains ten horizontal lines for writing. On the right side, there is a line drawing of a man with a beard and long hair, wearing a robe, representing Jesus.

PARENT TESTIMONY SHEETS

Parent testimony sheet 3: A rectangular box with a decorative border of stars and swirls. It contains ten horizontal lines for writing. On the right side, there is a line drawing of a man with a beard and long hair, wearing a robe, representing Jesus.

Parent testimony sheet 4: A rectangular box with a decorative border of stars and swirls. It contains ten horizontal lines for writing. On the right side, there is a line drawing of a man with a beard and long hair, wearing a robe, representing Jesus.