

October 12-18 3 Nephi 20-26

"YE ARE THE CHILDREN OF THE COVENANT"

www.comefollowmekid.com

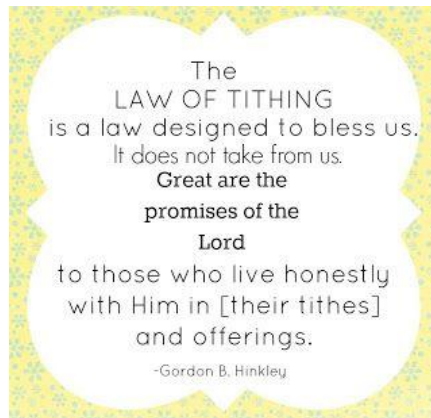
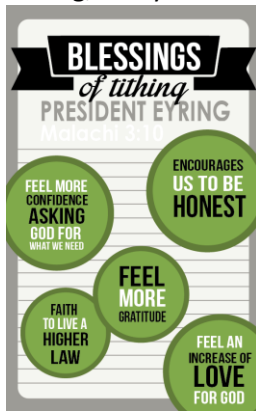
For our own family, I felt like we needed our main focus to be on the principle of tithing this week. Our kids are only 5 and 3, but they're getting more interested in money, so I'm feeling like now is a great time to start tithing habits. The CFM manual states, "Children who have not been baptized are not expected to pay tithing. However, it's not too early to teach them the principles and blessings associated with this law." We had a bishop last year who pointed out that paying tithing is easier when you're older if you've started the habit as a young child. We talked to our kids about it then, but they didn't seem too interested, so I'm hoping we can get that interest level a little higher and possibly start paying tithing now if they want to.

There's also a section in this week's material about ancestors that I think is important, so we'll probably do some stuff throughout the week for that (see below for details).

1. Video – Explain that one thing Jesus taught was that we should pay tithing. Talk about what they know about tithing. If possible, get an actual tithing envelope/slip for each kid to show them and discuss with them. You can also show them the pictures on pages 3 and 4 below. Answer any questions they might have about it. Then show this [Tithing Explained for Kids](#) video from Latter-Day Kids.
2. Counting to Ten Tithing Practice /Practice Filling Out the Slip – Give each kid ten pennies. Remind them that everything we have is a blessing from Heavenly Father, and He only asks for a little in return. Have them count them and figure out that one of those pennies would go toward tithing. If you have older kids, you might want to get deeper into the math of figuring out 10% of varying amounts. Give them a tithing slip and help them write their name at the top. Help show them how to fill out the rest. We'll probably have to do most of the writing for our 3-year-old, but I want to make sure she feels included in this lesson too.
3. Window Blessings – Sing "[I Want to Give the Lord My Tenth](#)" song from the Children's Songbook. Explain that paying tithing blesses us as well as others.
 - How does paying tithing bless us? 3 Nephi 24:10 says that when we pay tithing, the "windows of heaven" open and we'll get so many blessings that we won't have room to even receive them all! Can anything come through a window if it's closed? Have them hold up their hands together and pretend that their hands are windows. Have them open their hands up to act out how tithing opens up the windows of heaven so that blessings can come to us.
 - How is our tithing used after we pay it? Does the bishop use it to buy himself some new Lego toys to play with? (No). Show pictures on page 5 below of how tithing can be used to bless the church.
4. Story – Share personal stories of paying tithing. Then share one of these [stories from The Friend about tithing](#) or watch [this video](#) about paying tithing. Testify of the importance of paying tithing and the blessings we get from it.
5. Tithing Game – Follow directions on page 6 below. Use either paper coins or real coins that they can earn as they answer questions. At the end, help them calculate the tithing amount owed on what they earned from the game and put it in their tithing box.
6. Tithing Box/Jar – Let the kids make their own tithing boxes/jars. There are many ways to do this. We'll probably buy this little \$3 [hexagon wood box](#) from Hobby Lobby (even cheaper if you use the 40% coupon ☺) or another one of these [wooden boxes](#), let them paint/color it, and glue pictures on the sides to remind them of how this money is used and that we are blessed for paying our tithing. We'll let our kids cut out and glue on the small

pictures (on page 8 below) to remind them that their tithing money does lots of good. If you want a more simple option, [this website](#) has a printable tithing box. You can also make a tithing jar using [these](#) directions.

7. **Treat** – Watch this [Tithing Donut Video](#) and talk about how God gives us way more than He asks us to give Him. Give each person ten small treats (such as Skittles or M &M's) and help them see that if they give one up for "tithing," they still have a lot for themselves. Share/summarize/testify of the blessings that come from tithing.



Throughout Other Days of the Week:

- Zoom Family Interviews – Set up Zoom interviews with grandparents/great-grandparents. Ask them about themselves and their ancestors, record videos if possible.
- Family history activities – Have some fun replacing faces in historical photos with [this website](#) on Family Search. Try to find pictures from countries ancestors are from and replace their faces with family members' faces. If possible, share real pictures and stories of ancestors.

Additional Ideas:

Family Memory Bingo <https://www.churchofjesuschrist.org/study/friend/2016/03/happy-sunday-family-memory-squares?lang=eng>

I Can Climb My Family Tree <https://www.churchofjesuschrist.org/study/friend/2013/05/i-can-climb-my-family-tree?lang=eng>

More Great Ideas: www.theredcrystal.org

Support Articles and Activities from *The Ensign*: <https://www.churchofjesuschrist.org/study/ensign/2020/10/come-follow-me-book-of-mormon-support-articles-and-activities/3-nephi-20-26?lang=eng>

Tithing and Other Offerings

Date	Ward or branch
------	----------------

Name (last, first, middle). Use the same spelling on all your forms.

Membership record number

Tithing	\$	
Fast offering	\$	
General missionary	\$	
Ward missionary	\$	
Humanitarian aid	\$	
Other (specify)	\$	
Total	\$	

Though reasonable efforts will be made globally to use donations as designated, all donations become the Church's property and will be used at the Church's sole discretion to further the Church's overall mission.

WHITE—Place with tithing and other offerings in envelope. Give envelope only to a member of the bishopric or branch presidency.

CANARY—Keep for your own records.

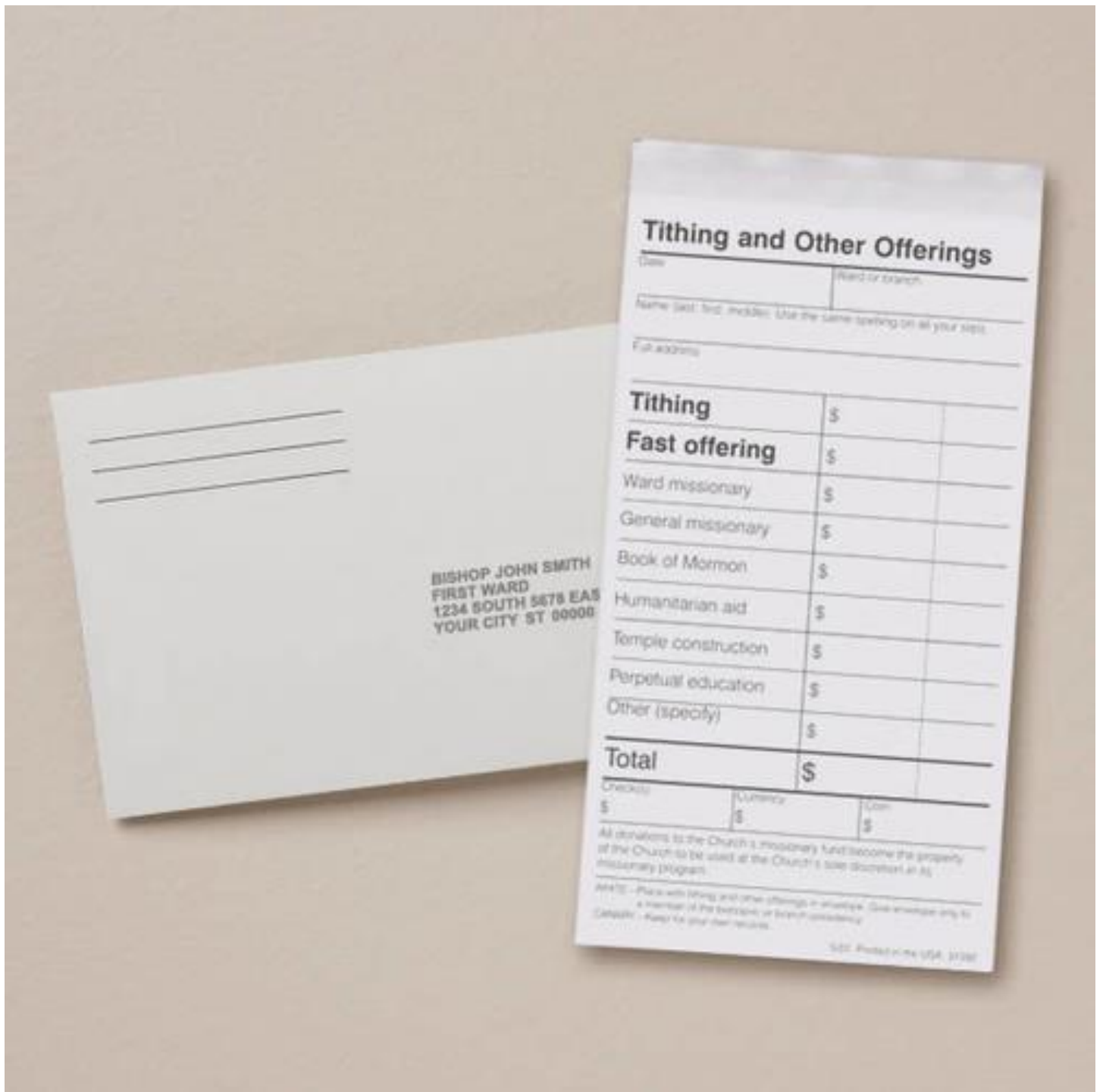
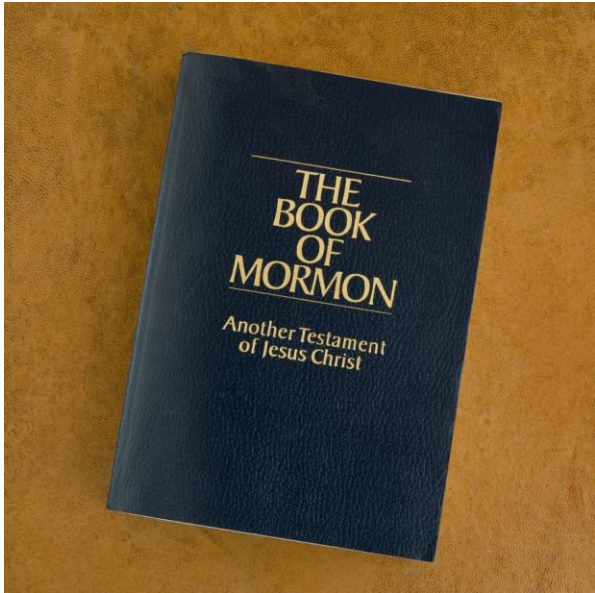
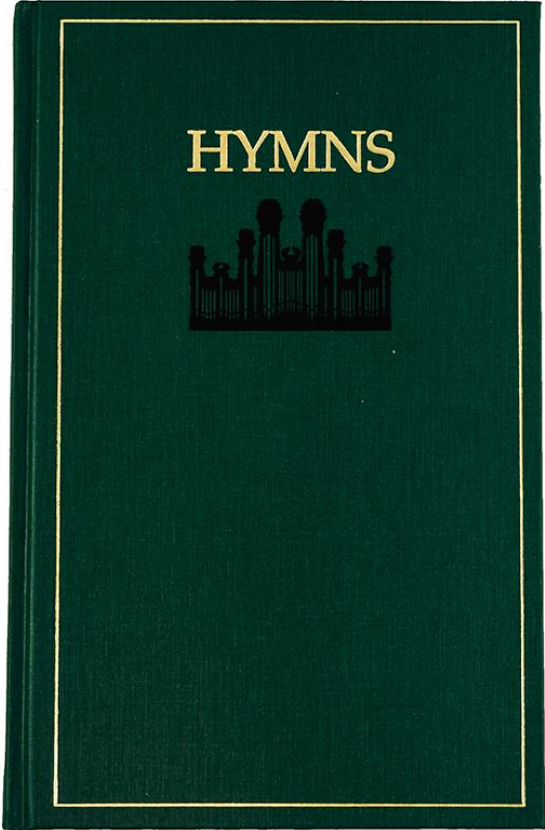


Image from <https://store.churchofjesuschrist.org/usa/en/donation-envelope-personalized>




Salt Lake Temple, photo of Temple © 1999, photo of clouds © Getty Images



Tithing Game

Cut out the following cards. Put them upside-down in a bowl or pile, and take turns choosing one to answer. If your answer is correct, you earn the number of coins stated on that card. You can use either real pennies or printed up coins for this. At the end, total each person's amount and set aside however much tithing would be needed for that amount.

<p><u>3 COINS</u> WHY SHOULD WE PAY TITHING?</p>	<p><u>2 COINS</u> TRUE OR FALSE: WE ARE BLESSED WHEN WE PAY TITHING.</p>	<p><u>4 COINS</u> NAME 2 THINGS TITHING MONEY MIGHT BE USED FOR.</p>
<p><u>4 COINS</u> WHAT PERCENT OF OUR MONEY SHOULD WE PAY IN TITHING?</p>	<p><u>2 COINS</u> IF WE HAVE 10 PENNIES, HOW MANY SHOULD WE PAY IN TITHING?</p>	<p><u>5 COINS</u> IF WE HAVE 20 PENNIES, HOW MANY SHOULD WE PAY IN TITHING?</p>
<p><u>2 COINS</u> WHAT IS TITHING?</p>	<p><u>3 COINS</u> WHO DO WE GIVE OUR TITHING TO?</p>	<p><u>4 COINS</u> WHAT BLESSINGS MIGHT WE GET FOR PAYING TITHING?</p>
<p><u>3 COINS</u> DO WE HAVE TO PAY TITHING?</p>	<p><u>5 COINS</u> FILL IN THE BLANK: THE ___ OF HEAVEN OPEN WHEN WE PAY TITHING.</p>	<p><u>2 COINS</u> WHY DOES HEAVENLY FATHER ASK US TO PAY TITHING?</p>
<p><u>4 COINS</u> DID PEOPLE IN THE SCRIPTURES PAY TITHING?</p>	<p><u>2 COINS</u> WHEN SHOULD WE PAY OUR TITHING?</p>	<p><u>5 COINS</u> HOW COULD PAYING TITHING BE A HARD THING TO DO?</p>



Tithing Box/Jar

Cut out the following pictures. Glue them onto a jar or small box to store tithing in to remember some of the good things that tithing is used for.

