



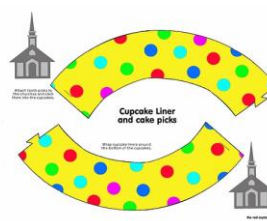
comefollowmekid.com

March 1-7

# "The Rise of the Church of Christ"

1. Scripture Hop – Explain what the word “inspire” means. Then follow instructions on page 3 below for a scripture hop for D&C 20:11. Talk about how cool it is that God still inspires people in our days! Clarify that He inspires men as well as women, boys, and girls. Not only can He inspire us in our lives, but we also have inspired prophets now just like they did in Bible and Book of Mormon times!
2. Building Activity – Give each person a pile of blocks/Legos/something similar and give them 2 minutes to build a church with them (feel free to adjust the time as needed).
  - Explain that on April 6, 1830, Jesus Christ’s church was set up again on earth. The Lord even inspired Joseph Smith to know exactly what day to do this on! Does this mean that they actually built a building? Discuss what that means. Show pictures on page 4 below while explaining that this first church meeting was held in the Whitmer’s log cabin.
  - Read and discuss “[Setting Up Jesus Christ’s Church Again](#)” from *The Friend*. Pay attention to all of the things that happened when the church was set up.
  - “[Chapter 9: Organization of the Church of Jesus Christ](#)” could also be great to go along with this.
3. I Belong to the Church of Jesus Christ of Latter-Day Saints –
  - Use the pieces on page 5 below to practice the name of the church. Scramble them and practice putting them in order. We used these a while ago (with [this lesson](#)), but I think now’s a good time to review them again. 😊
  - Sing “[The Church of Jesus Christ.](#)” We’re going to show [this short singing time video](#) to practice it.
4. Birthday Cake Activity (The Church of Jesus Christ of Latter-Day Saints is Founded on True Doctrine, Sacred Ordinances are an Essential Part of the Restored Church) – What are some things our church teaches? April 6<sup>th</sup> is kind of like the birthday for our restored church! It’s the day it was officially restored (on April 6, 1830). For this activity, we’re going to learn more about some of the things our church is founded on and some of the ordinances the Lord taught about when it was organized. Follow directions on pages 6-7 below.
5. Stuffed Animal Party Activity – What would you do if someone asked you about our church? Invite stuffed animals to a “party” (put them by the cake we just decorated). Let the kids use the cake to practice sharing the full name of the church to their animals and explain each picture on the cake. Help them feel comfortable with sharing these truths with others. Crystal from [www.theredcrystal.org](#) also designed [these adorable birthday hats](#) we’re going to use for this. And if you want to have some extra fun, she also made some super cute cupcake wraps and church toppers (found [here](#)), so we’ll probably use these to eat cupcakes during this “party” as well.

😊



6. Ordinances – Spend some more time reviewing/discussing the ordinances of baptism and sacrament. Share and testify of the blessings we receive from following God’s teachings as revealed in the past as well as in our day.  
\*Some additional resources that could be used in this discussion could include:

- [“Baptism: A Bible Story for Children”](#) video
- [Friend Stories/Activities about Baptism](#)
- [“Sacrament: A Bible Story for Children”](#) video
- [Friend Stories/Activities about Sacrament](#)

Testify of how great it is that these truths and ordinances have been restored in our day and that God still teaches and inspires us. Explain that being a member of the church helps prepare us to live with God again, and remind them that we want to live with our whole family forever and that Christ has made that possible through His Atonement.

7. Treat – Have some kind of birthday treat (cupcakes, birthday cake Oreos, Little Debbie birthday snacks, etc.). We’ll probably do the treats at the same time as our stuffed animal party activity.

## Additional Ideas:

[Super Cute Craft from the Manual](#)

[“A Perfect Brightness of Hope”](#) talk from Elder Holland

[“Why the Church”](#) talk by Elder Christofferson

[Paper Cup Apostasy Activity](#) (Printable pictures for this activity on page 4 of [this](#) lesson plan)

Apostasy/Restoration Building Block activity on page 3 of [this](#) lesson plan

More Great Free Ideas at [www.theredcrystal.org](http://www.theredcrystal.org)

## Tours:

Some missionaries at the Mormon Battalion Site are offering virtual tours and are wanting to get the word out about them. We haven’t tried it yet, but are planning to soon. If you’d like to sign up, here is the link: <https://calendly.com/mormonbattalionhs>



# SCRIPTURE Hop

(DEC 20:11)

Cut apart the following strips and spread them out far enough in a room so that the kids will need to hop from one strip to another. Make sure to keep them in the correct order. Have them stand by the first one and help them say the top line out loud. Explain what it means. Then have them jump to the next one and do the same thing until they've jumped on each of them, said them out loud, and discussed them one at a time. Then have them start back at the beginning and practice saying the phrases from this verse in order while hopping from strip to strip again. Try going a little faster each time. Repeat as many times as wanted/needed. These can also be used as flash cards, taped onto the wall to practice throughout the week, etc.



God



DOES inspire MEN  
(Inspires people)



And call THEM To His HOLY WORK  
(And asks them to help with His work)



In This AGE and GENERATION  
(Now)




AS WELL AS IN



GENERATIONS of old.  
(Old times)

Note: The full verse for this comes from a part of this section which is describing the Book of Mormon:  
"Proving to the world that the holy scriptures are true, and that God does inspire men and call them to his holy work in this age and generation as well as in generations of old."



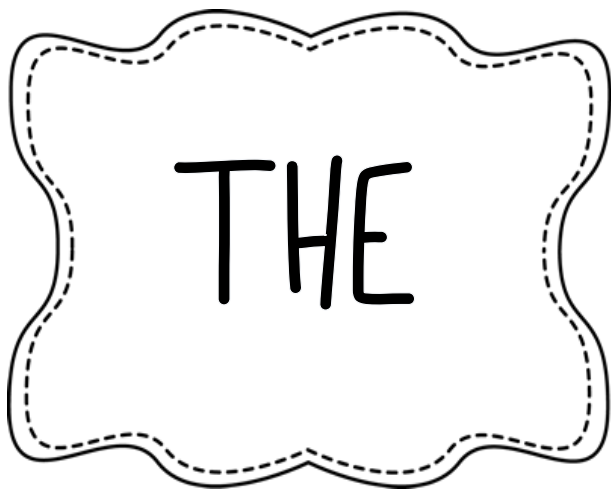


*Peter Whitmer Home*, by Al Rounds



*Oliver Cowdery Ordains Joseph Smith*, by Walter Rane

The Church of Jesus Christ of Latter-Day Saints –Ask if they know the full name of our church. Cut out the pictures with words for the name of our church. Lay them out one at a time and spend a little time explaining in your own words what each part means (see notes from *The Importance of a Name* talk). Have them say the full name of the church a couple of times with the pictures and then see if they can do it without the pictures.



**The name the Savior has given to His Church tells us exactly who we are and what we believe.**

The word **THE** indicates the unique position of the restored Church among the religions of the world.

The words **CHURCH OF JESUS CHRIST** declare that it is His Church. In the Book of Mormon, Jesus taught: “And how be it my church save it be called in my name? For if a church be called in Moses’ name then it be Moses’ church; or if it be called in the name of a man then it be the church of a man; but if it be called in my name then it is my church, if it so be that they are built upon my gospel.” (3 Nephi 27:8)

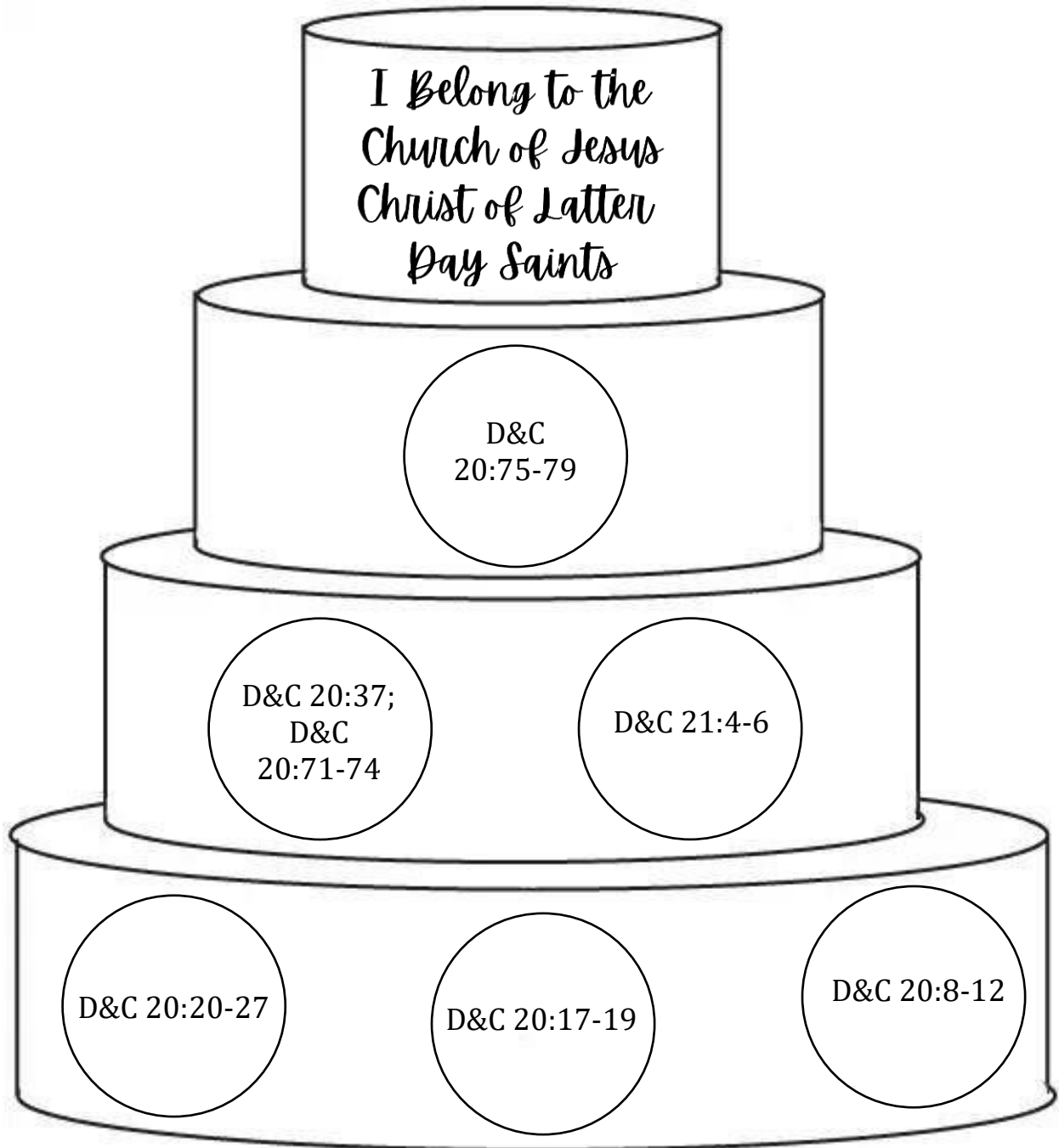
**OF LATTER-DAY** explains that it is the same church that Jesus Christ established during His mortal ministry but restored in these latter days.

**SAINTS** means that its members follow Him and strive to do His will, keep His commandments, and prepare once again to live with Him and our Heavenly Father in the future. **SAINT** simply refers to those who seek to make their lives holy by covenanting to follow Christ.

(M. Russell Ballard *The Importance of a Name*)

# BIRTHDAY CAKE DECORATION

On April 6, 1830, an important event happened! Joseph Smith, Oliver Cowdery, and others gathered to organize the restored Church of Jesus Christ. This day is kind of like the birthday for the restored Church of Jesus Christ of Latter-Day Saints. D&C records many "sweet" blessings our church has because of the organization of the church. Some of these are teachings we have about important truths, and some are ordinances God has given us authority to perform. Read the scriptures on the birthday cake, discuss the scriptures, find the picture circle that matches the verses, and glue the picture onto the correct circle.



Picture Circles: Cut these circles out and match each to the scriptures on the "Birthday Cake Decoration" sheet. Glue them onto the correct circles on the cake.

