



comefollowmekid.com

March 29- April 4

Easter

Since there's a lot going on during these dates (General Conference, Easter, and [our Easter Countdown Banner](#)), we decided that this would be the perfect time for treats and a movie. 😊

1. Song- Start with a song, such as "[Jesus Has Risen](#)" or this "[Risen](#)" [Easter Song](#) by Shawna Edwards. [Here](#) is a short 6-minute singing time video for "Jesus Has Risen." Review what we know about the Easter story.
2. Resurrection Rolls – Print up the directions on page 2 below for making "Resurrection Rolls." Look at the pictures while reading and following the instructions to discuss Jesus's death and resurrection (see page 3 below for step-by-step photos). We also made these last year, and they were so fun for the kids to make, plus they tasted great! Just **make sure to seal the rolls tightly so you don't have marshmallows leaking out in the oven!**
**You will need 1 can of refrigerated biscuit dough, a stick of melted butter, large marshmallows, cinnamon, and sugar for this.*
**It could also be a good idea to cut apart the pictures with the steps #1-6 and to look at/read one at a time.*
3. Easter Movie – When the Resurrection Rolls are done, eat them while watching an Easter movie. We love the "He Is Risen" movie from Living Scriptures. We actually bought it a couple of years ago for super cheap from Seagull Book included in a DVD called "10 Bible Stories for the Whole Family." You can also buy it for \$15 in [this set](#) from Amazon, [this site](#) has the same DVD we bought for \$13, or [this site](#) has it for \$10.
 - Testify of Christ's importance to us and love for us. Remind them of what His life and death mean to us.

I also really love this quote from the manual:

What does it mean to say that Jesus Christ is "he who liveth"? It doesn't just mean that He rose from the tomb on the third day and appeared to His Galilean disciples. It means that He lives today. He speaks through prophets today. He leads His Church today. He heals wounded souls and broken hearts today. So we can echo the words of Joseph Smith's powerful testimony: "After the many testimonies which have been given of him, this is the testimony ... which we give of him: That he lives!" (Doctrine and Covenants 76:22). We can hear His voice in these revelations. We can witness His hand in our lives. And we can each feel "the joy this sentence gives: 'I know that my Redeemer lives!'" (Hymns, no. 136).

Additional Ideas:

Spirit/Body Mittens <https://www.theredcrystal.org/post/he-is-risen-june-24-30>

Short Videos: [Chapter 51 Jesus Suffers in the Garden of Gethsemane](#)

[Chapter 53 Jesus is Crucified](#) <https://www.youtube.com/watch?v=NdMFVxaPJQU>

[Chapter 54 Jesus is Risen](#)

Additional Easter Stories and Activities from The Friend:

<https://www.churchofjesuschrist.org/children/resources/topics/easter?lang=eng>

More Great Free Ideas at www.theredcrystal.org


Resurrection Rolls

the red crystal.org
& Come follow me kid.com

Ingredients: Large Marshmallows, butter, cinnamon and sugar, biscuit dough.

1.

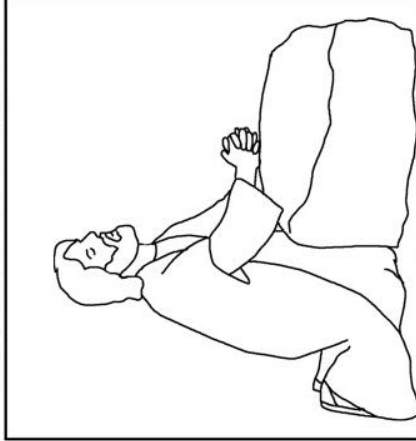
Because Heavenly Father loves us, He sent Jesus Christ to the earth to save us (John 3:16-17).



Each person will get a white marshmallow to represent Jesus, who was sinless. Dip it in melted butter.

2.

Jesus Christ showed how much He loves us when He suffered and died for us so that our sins can be forgiven.



Roll the marshmallow in the cinnamon and sugar mixture to represent the spices that were put on Jesus (John 19:38-40).

3.

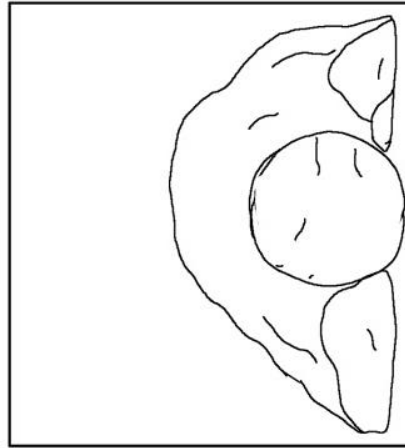
After Jesus died, He was wrapped in linen (Mark 15:46).



Flatten out a biscuit to represent the linens Jesus was wrapped in. Wrap the biscuit around the marshmallow and pinch the edges to seal it.

4.


Jesus's body was put in a tomb and His spirit went to heaven.



Roll the ball of dough in melted butter, and cinnamon and sugar. Place seam side down in a muffin tin. Make sure to seal them tightly.

5.

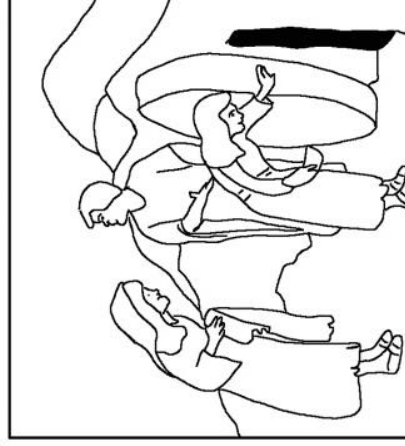
The body of Jesus was in the tomb for 3 days (Matthew 12:40).



Put the rolls in the oven and bake at 375 degrees for 12-15 minutes. When done, let them cool for 5-7 minutes.

6.

On the Sunday morning after Jesus died, women visited Jesus's tomb and found it empty. Angels told them, "He is not here, for He is risen." (Matthew 28:1-10).



Break open the roll and look inside. It is empty, just like the tomb on Easter morning! Jesus was resurrected. He lives. He loves us. Because of this, all of us will live again after we die.

Resurrection Rolls

