




comefollowmekid.com

March 15-21

# "All Things Must Be Done in Order"

1. Scripture Hop – Follow instructions on page 3 below for a scripture hop for D&C 27:15.
2. Armor of God Figures – Show armor picture on page 4 below. How do these armor pieces help people in battles? We're not in a battle like knights/warriors/soldiers used to be in, but we are in a spiritual battle against Satan. Christ gives us spiritual armor to help protect us. Use the activity page found [here](#) (from the church's website or on page 5 below). From the manual: "Cut out the pieces of armor, and let the children put them on one of the figures as you read Doctrine and Covenants 27:15–18. Help the children understand things they can do to put on the armor of God, like praying, choosing the right, serving others, and so on."
  - Friend Article: Read and discuss "[The Whole Armor of God](#)" descriptions from *The Friend* while kids color the armor pieces.
  - Video: Watch/discuss "[Douglas Talks Armor of God](#)" video (it's not made by the church, but I think it's a really good kid explanation, and our kids love the "Douglas Talks" videos). *If you want to watch more of them, there are actually separate videos focusing on each part of armor. I haven't watched them all, but if you look up "Douglas Talks Armor of God" it will show them. It could be a good idea to focus on one each day of the week to watch and talk about.*
  - Extra Games/Activities: If you want to focus on a different piece of armor to study throughout the week, [this website](#) has some awesome game ideas. Just click on each specific piece of armor under "Armor of God Lessons," and there are tons of simple activity ideas that would be easy to throw into separate days throughout the week.
3. STAND – Read D&C 27:15-16 again, and tell them to listen carefully for the word "stand." Tell them to stand each time they hear it. Instead of just sitting down and waiting for/ignoring Satan's attacks, we can STAND. Stand to get a clearer view of what Satan is doing. STAND to be prepared to fight against him. STAND to defend the truth. Etc. What are some actions we can do to show that we're STANDING (not lying down/sitting/sleeping/etc.)?
  - Everyone sit on the couch. Take turns STANDING one at a time in some type of battle pose while sharing something we could do to STAND against Satan (praying, studying scriptures, church, home church, choosing the right when it's hard to, etc.). Remind them that Christ is the one who gives us the power to stand against Satan, even when it's hard to. Show pictures on page 5 below and ask how those things help us fight against Satan.
  - Sacrament: One thing that helps us STAND is taking the sacrament. How can the sacrament help us focus on Christ better and have more power against Satan?
  - Prophets: Another action that can really help us STAND and fight Satan/watch out for Satan is listening to the words of prophets and apostles at general conference. They can help warn us and guide us to safety. The prophet follows the Savior and speaks the Savior's words. How can the prophets help us focus on Christ better and have more power against Satan?
  - Song: Sing "[Come Listen to a Prophet's Voice.](#)"

4. Putting on God's Armor Every Day – Name some of the things we might do each day (some possible ideas on page 7 below). If that thing represents putting on spiritual armor, have kids pretend to put on armor and stand in a strong battle pose. If not, they will sit/lie down on the floor without armor. Remind them that this spiritual armor is important to our souls. Satan does not have this armor, so we know that Christ's power can help us conquer him when we pray and do those things that will protect us.
  
5. Cobble Stone Quest – Follow directions on pages 8 and 9 below.
  - Use some kind of marching music such as "[Onward Christian Soldiers](#)" as they march around the room.
  - If you want to go completely overboard, [here](#) is an Amazon \$8 castle wall decoration to set the scene.
  - Battle: The manual also suggests, "*Perhaps your family would enjoy staging a pretend battle with additional clothing to represent the armor of God, such as hats, vests, aprons, or shoes. How does armor help protect us in battle? Discuss some of the evil influences your family faces and the things you can do to put on spiritual armor. Consider showing the video 'Put on the Whole Armor of God'.*"
  
6. Who is the Armor From? (Heavenly Father and Jesus Christ) – This armor is the armor of God, and is available to us because of Jesus Christ. Talk about how Christ is the one who has prepared the protections we need to keep us safe from being destroyed by Satan. We can choose if we put that armor on or not, but Christ paid a huge price to get it for us. Through His Atonement, He overcame death and sin. He is the one who gives us power so that we can overcome death and sin as well. Testify of Christ and His importance to us.
  
7. Armor of God Snack Craft – Use food items to make an edible armor of God snack. [This website](#) has some fun ideas for this. (image and idea from 3cherrycoke.blogspot.com)



## Additional Ideas:

[Armor of God Scavenger Hunt](#)

[Homemade Armor of God Crafts](#)

[Sacrament for Kids Video](#)

More Great Free Ideas at [www.theredcrystal.org](http://www.theredcrystal.org)

# SCRIPTURE Hop

(D&C 27:15)

Cut apart the following strips and spread them out far enough in a room so that the kids will need to hop from one strip to another. Make sure to keep them in the correct order. Have them stand by the first one and help them say the top line out loud. Explain what it means. Then have them jump to the next one and do the same thing until they've jumped on each of them, said them out loud, and discussed them one at a time. Then have them start back at the beginning and practice saying the phrases from this verse in order while hopping from strip to strip again. Try going a little faster each time. Repeat as many times as wanted/needed. These can also be used as flash cards, taped onto the wall to practice throughout the week, etc.



TAKE UPON YOU  
(Put on)




MY WHOLE ARMOR



THAT YOU MAY BE ABLE TO



WITHSTAND  
(stand strong against)



THE EVIL DAY

Note: The whole verse says, "Wherefore, lift up your hearts and rejoice, and gird up your loins, and take upon you my whole armor, that ye may be able to withstand the evil day, having done all, that ye may be able to stand."


## The Armor of God



**The armor of God can protect me from evil (Ephesians 6:10-18).**


Color, cut out, and dress either the boy or the girl with the armor of God.

As you glue on each piece of armor, discuss what each piece represents (see Ephesians 6:10-18).





The sacrament reminds us of the Savior's sacrifice.



# PUTTING ON GOD'S ARMOR EVERY DAY

What are some things we can do to put on God's armor every day? Read these out loud or take turns pulling one out of a pile. If it's something that represents putting on spiritual armor, everyone will pretend to put on armor and stand tall in a battle pose. If not, sit/lie down on the floor without armor.

Saying a meaningful prayer.

Being reverent, listening, and participating during home church/family scripture study.

Using rude words when singing primary songs.

Listening to the words of Primary songs and singing those songs strongly and reverently.

Paying tithing.

Fighting with your sister during sacrament meeting.

Reverently watching the administration of the sacrament.

Pondering the words of the scriptures as you read them.

# COBBLESTONE QUEST

Cut apart the following “cobblestones” and place them throughout the room on different spots on the floor. Play music (such as “[Onward Christian Soldiers](#)”) while kids march around the room. When the music stops, the youngest person will look at the nearest piece of cobblestone. Read what’s on the stone, everyone shares answers, and whoever has a good answer can earn the piece of armor listed on the cobblestone. For the next round, the next oldest person will pick one, etc. For armor pieces, you can either use items found around the house or [these super cute printable ones](#) made by Crystal from [www.theredcrystal.org](#).

IF A FRIEND WAS TRYING TO GET YOU TO DO SOMETHING YOU KNOW YOU SHOULDN'T, WHAT WOULD YOU SAY TO THEM?

PUT ON A BREASTPLATE OF RIGHTEOUSNESS.

WHAT TRUTHS HAVE WE LEARNED FROM PROPHETS? SING “WE THANK THEE OH GOD FOR A PROPHET.”

PUT ON A GIRDLE OF TRUTH.

NAME ONE THING YOU CAN DO TO KEEP YOUR FAITH GROWING STRONG.

PUT ON A SHIELD OF FAITH.

SALVATION COMES TO US THROUGH JESUS CHRIST. NAME ONE REASON YOU'RE GRATEFUL FOR JESUS.

PUT ON A HELMET OF SALVATION.



NAME ONE  
SPECIFIC WAY  
YOU CAN FOLLOW  
JESUS CHRIST'S  
EXAMPLE OF  
SPREADING  
PEACE.

PUT ON SHOES OF THE  
PREPARATION OF THE  
GOSPEL OF PEACE.

SATAN TRIES TO  
TRICK US INTO  
THINKING BAD  
THINGS ARE GOOD  
AND GOOD THINGS  
ARE BAD. HOW DOES  
THE SPIRIT HELP US  
KNOW WHAT IS GOOD  
AND BAD?

PUT ON THE SWORD OF THE SPIRIT.

Here's a list of possible items that could be used for each armor piece:

- Breastplate: apron, vest, or a flat pan
- Shoes: Mom or Dad's boots
- Girdle: a belt
- Sword: a stick
- Shield: muffin tin or a piece of cardboard
- Helmet: a hat, helmet, or pot

Or [these cute free life-sized printables](#) from [theredcrystal](#) can be used for this.

# Tours:

Some missionaries at the Mormon Battalion Site are offering free virtual tours and are wanting to get the word out about them. We did it, and even our young kids loved it! If you'd like to sign up, here is the link: <https://calendly.com/mormonbattalionhs>



After we did this tour, we received an email with links to many other virtual tours that seem like they would be great! Here are those additional links for anyone else who might be interested:

- Live virtual tours of New York and Pennsylvania church history sites (Sacred Grove, Priesthood Restoration site, Peter Whitmer farm, Book of Mormon publication site, etc.) [Schedule Appointment with New York & Pennsylvania Historic Sites \(as.me\)](https://www.as.me/schedule-appointment-with-new-york-pennsylvania-historic-sites)
- Historic Nauvoo Virtual Tours: <https://www.nauvoohistoricsites.org/live/>
- Joseph Smith Birthplace Virtual Tour: <https://calendly.com/josephsmithbirthplace>
- Kirtland Area Historic Sites: <https://go.oncehub.com/historickirtlandtours>
- Independence Virtual Tour  
<https://calendly.com/missouriareahistoricsites/independence?month=2021-03>
- Liberty Jail Virtual Tour (should open in April):  
<https://calendly.com/missouri/libertyjail?month=2021-03>
- Mormon Trail Center at Winter Quarters: <https://calendly.com/trailcenterschedule>
- St. George Area Historic Sites: <https://calendly.com/sghstabernacle/virtual-tour?month=2021-03>
- Mormon Battalion Site: <https://calendly.com/mormonbattalionhs>