



comefollowmekid.com

August 30- September 5

“For the Salvation of Zion”


Our family is all a little exhausted from the first week of school, so we’re just going to do kind of a fun casual lesson on temples for this lesson. Our plan is to build our own temples, talk about ways we can prepare to go inside the temple, and go on a walk around an actual temple. For building our temples, we got a bag of candy Legos from Winco. We’ve also built temples out of sugar cubes and frosting before, and that was tons of fun! If you don’t want to use candy, there is also a 3D printable in the manual (or on the pages below), or you could just have the kids draw a picture.

1. Scripture Hop – Follow instructions on page 3 below for a scripture hop for D&C 95:11. Explain that the house they were to build was the house of the Lord. Show picture of Hyrum Smith on page 4 below. When the Lord told the church members to build a temple in Kirtland, Hyrum (Joseph Smith’s brother) immediately got to work and said, “We are preparing to build a house for the Lord, and I am determined to be the first at the work.”
 - From the manual: “Invite the children to pretend they are helping to build a temple (cutting wood, hammering nails, painting walls, and so on). Explain how important the temple is to the Lord, how hard the Saints worked to build the Kirtland Temple, and how much they sacrificed for it (see Saints, [1:210](#)).” Show *Building the Kirtland Temple* picture on page 4 below while discussing.
2. Build a Temple – Follow instructions on page 5 below.
3. Honest Oscar/Dishonest Darius (Preparing to Go In The Temple) – Crystal from [theredcrystal.org](#) made these adorable finger puppets that I think the kids will have lots of fun putting their fingers in and moving around!
 - Talk about specific ways we can prepare for the temple.
 - Scripture: One thing we can do is to be honest. D&C 97:8 teaches that when we are honest, God accepts us. Additionally, one question we’re asked when we get our temple recommends is if we’re honest. Talk about why this is important.
 - Story: Share personal stories about being honest or [stories from The Friend about honesty](#).
 - Activity: Follow instructions on page 10 below. You could also have the kids use their fingers in the puppets to show how they get closer to the temple when they’re honest and further away when they’re dishonest.
4. Song – Sing/watch “[I Love to See the Temple](#)” and review what we know about temples. Testify of their importance and how they can help us be closer to the Lord. If possible, go on a walk or drive around a temple.

Other Great Stuff to Include:

We'll probably sprinkle these things either into our main lesson or on other days throughout the week.

- Friend Article – Read and discuss “[Your Path to the Temple](#)” from *The Friend* magazine. This one might be a little bit long for our young kids, so we'll probably use some small treats to reward them for listening reverently for each section and/or ask quick questions after each section in the article and reward them with a treat if they can answer correctly to help them focus.
- “[What's Inside the Temple?](#)” Latter Day Kids video
- Cute [3D temple printable](#) from The Friend with ways we can prepare to go inside.



Additional Ideas:

More Great Free Ideas at www.theredcrystal.org
[Building A House of God Singing Time Activity](#)


SCRIPTURE Hop

(D&C 95:11)

Cut apart the following strips and spread them out far enough in a room so that the kids will need to hop from one strip to another. Make sure to keep them in the correct order. Have them stand by the first one and help them say the top line out loud. Explain what it means. Then have them jump to the next one and do the same thing until they've jumped on each of them, said them out loud, and discussed them one at a time. Then have them start back at the beginning and practice saying the phrases from this verse in order while hopping from strip to strip again. Try going a little faster each time. Repeat as many times as wanted/needed. These can also be used as flash cards, taped onto the wall to practice throughout the week, etc.



IT is MY Will



ThAT You should



Build a house.



If You KEEP MY commandments



You shall have POWER



To build it.

Note: The whole verse says, "Verily I say unto you, it is my will that you should build a house. If you keep my commandments you shall have power to build it."



Hyrum Smith Clearing Land, by Joseph Brickey



Building the Kirtland Temple, by Walter Rane


Building a Temple Activity

Base: Get a paper plate or use the printable base on the following page. Explain that every temple has written on it the words “Holiness to the Lord. The House of the Lord.” Write these words on your paper plate and discuss why the temple is a special place. Read and discuss D&C 97:15-16.

Create: Use whatever materials you can to build your own temple on this base (sugar cubes with frosting for glue, candy bricks, popsicle sticks, etc.). You can also use the 3D printable model of the Kirtland temple from the manual for this or just draw your own picture of a temple on the base.

Path: Cut out squares of paper to make a path to your temple. Use colored paper or the printable pieces included in this lesson plan. On each square, draw a picture of specific things we can do to prepare to go to the temple.

Myself in the Temple: Draw a picture of yourself and place it in the temple!




Holliness to the Lord



The House of the Lord

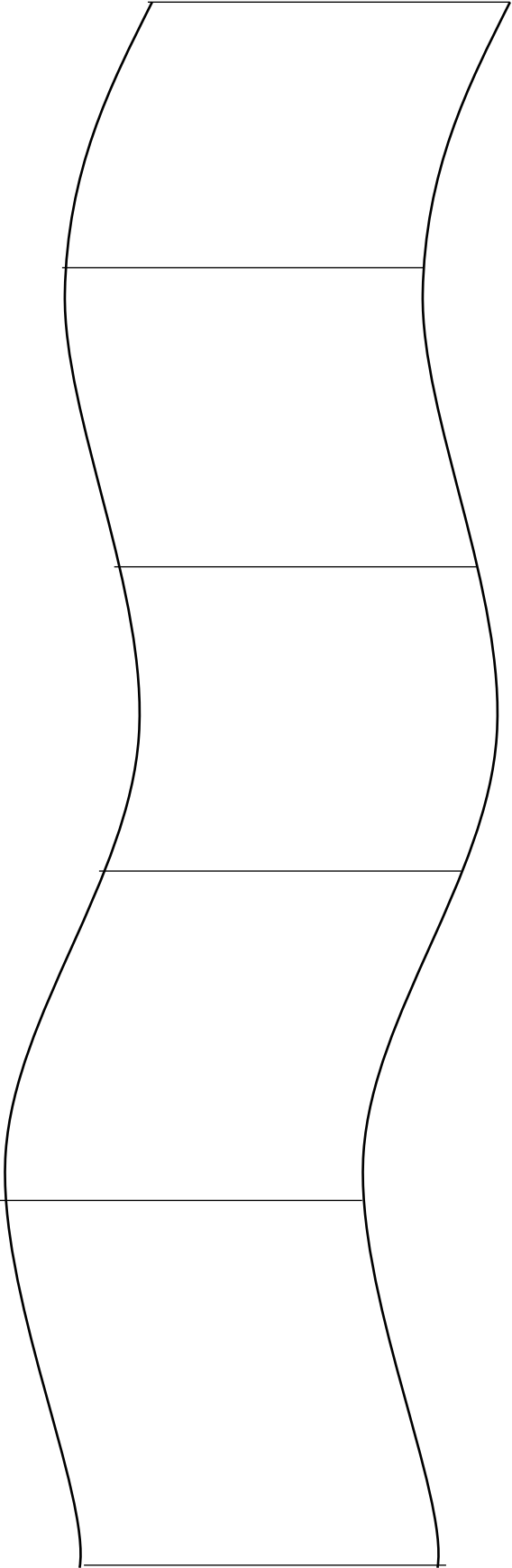
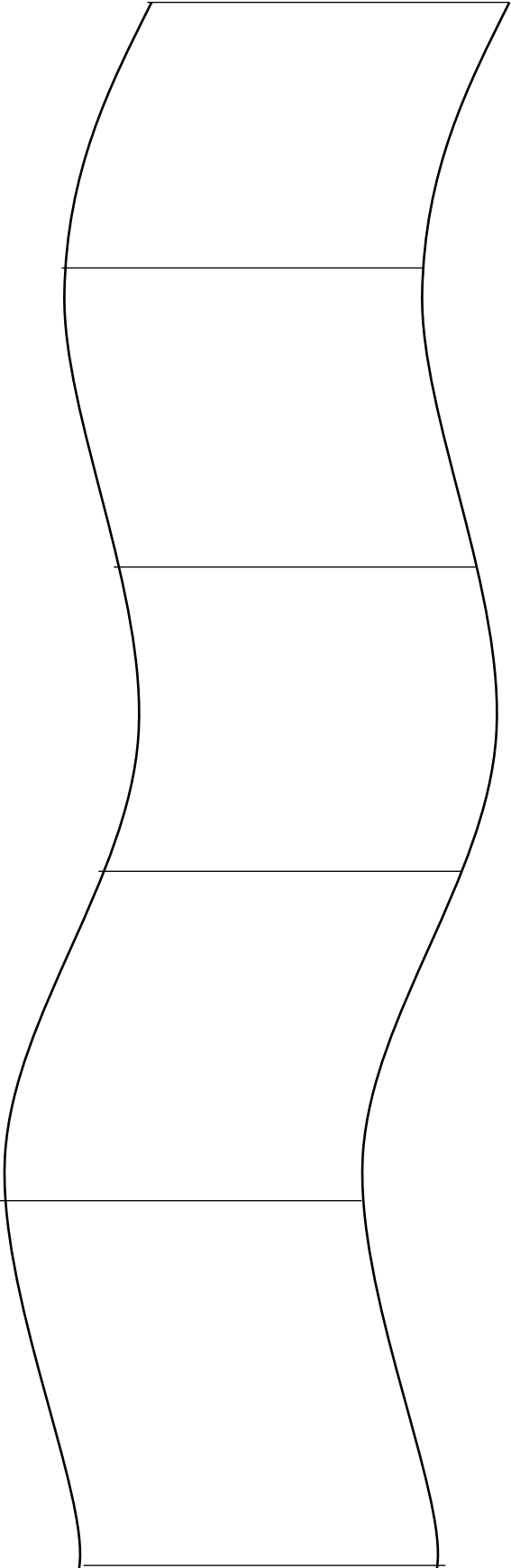
The temple is the house of the Lord (Doctrine and Covenants 95:8; 97:15-16).

Color the Kirtland Temple, and then cut around the edges. Fold the temple on the dotted lines and tape the sides and the roof together to make a model of the temple.




From the [manual](#)

Path: Draw pictures on each square to show specific things we can do to prepare to go to the temple.




Let each person color one of these outlines to look like themselves. Place the pictures in the temple and review blessings we can receive from being in and around the temple.




Honest Oscar/Dishonest Darius Puppet Activity

Cut these apart and assign one person to be Oscar and another to be Darius. Children will place their fingers through the finger holes in the bottom. Give situations for them to act out. Whoever is Oscar will act out an example of an honest response. Whoever is Darius will act out a dishonest response for that situation. Discuss the blessings of being honest.

Honest Oscar



Dishonest Darius



Possible Situations: You took something from a sibling and your parents ask who took it.

You broke your friend's toy and feel embarrassed about it.

You find some money at school that is not yours.

You forgot to do your homework and your teacher is asking you if it's done.

Your mom asks you not to go to a certain place, but you really want to go there.

You're at a store with a friend and the friend says you should steal a piece of candy with her.