



comefollowmekid.com

September 27-October 3

“It Is Thy House, a Place of Thy Holiness”

1. Scripture Hop – Follow instructions on page 3 below for a scripture hop for D&C 109:5. Explain that “the work” it’s talking about is the work to build the temple. Remind them that building a temple wasn’t easy, but they did it because they knew how important it was and how great the blessings are that come from temples.
 - What kind of sacrifices might we need to make to visit temples?
2. Story/Video – Read “[The Kirtland Temple](#)” from *The Friend*. If time/interest, also read/Watch “[Chapter 39: The Kirtland Temple is Dedicated](#)” from the church website.
 - [This link](#) has a 360-degree view of the Kirtland temple you can look at.
3. The Lord Wants to Bless Me in His Holy House – During the dedication of the Kirtland temple, many great blessings were described. These are blessings that we receive in the Lord’s house today. Look at pictures of some of these blessings listed in D&C 109 (on pages 4-5 below) and discuss each. Thanks to Crystal from www.theredcrystal.org for making these for us! A couple of options for using these pictures could include:
 - Memory: Use the cards to play memory. As each match is found, discuss how cool that blessing is!
 - Charades/Pictionary: You can show all of the cards, discuss how cool each one is, and then put them in a bag/bowl. Have people take turns drawing one out to either act out or draw for others to guess the blessing.
4. Song/Stories – Show pictures of the Kirtland Temple from the manual. Sing “[The Spirit of God](#)” and share some of the stories of people who were there for the Kirtland temple dedication (in [the “Voices of Restoration” bottom section of the manual](#)).




Like a Fire Is Burning, by Glen S. Hopkinson



Moses, Elias, and Elijah Appear in the Kirtland Temple, by Gary E. Smith

5. Preparing for Temple Cards – Follow instructions for the cards on page 6 below to talk about ways we can prepare to enter the temple.

6. Picture Yourself in the Temple Craft – Share testimonies of the power that comes into our lives through temple attendance and encourage kids to be worthy of going to the temple when they’re old enough.
- Elder Quentin L. Cook challenged “each of us, wherever we live, to see ourselves in the temple.”
 - Follow instructions on page 7 below to make each kid their own picture.
 - This picture idea came from a lady named Lavon Huntsman who posted this in a Facebook group. I thought it was SO great, so I’m sharing it here with her permission. This is what she said about it: *Almost 30 years ago, when my kids were young, I made these to go on their bedroom dressers and it stayed there through high school. I updated their picture a few times but the last one was a younger picture of their self and it helped them remember that from the time they were young they had a goal to be worthy to attend and serve in Temples and to be sealed for eternity in a Temple one day. It brought a good spirit to their room, and I believe helped them make good choices growing up.*
 - Lavon also had an awesome idea for these with primary teachers. This is what she said: *I printed and cut out [these box temples from The Friend](#) and filled each one with cards of reminders of things they can do to prepare now to enter a temple. I will tape these around the classroom and have each child choose one. We will read and talk about it and then I’ll place the framed picture of them in the temple on the classroom table. We will keep doing this until every child has a turn and has their picture on the classroom table.*



7. Fire Treat – Eat some kind of hot fire candy (like [Cinnamon Fire Jolly Ranchers](#)) while talking about what the words “The Spirit of God Like a Fire is Burning” mean and reviewing what the Spirit feels like to us.

Additional Ideas:

More Great Free Ideas at www.theredcrystal.org

There are many additional temple stories in the October 2021 Friend magazine.

SCRIPTURE Hop

(D&C 109:5)

Cut apart the following strips and spread them out far enough in a room so that the kids will need to hop from one strip to another. Make sure to keep them in the correct order. Have them stand by the first one and help them say the top line out loud. Explain what it means. Then have them jump to the next one and do the same thing until they've jumped on each of them, said them out loud, and discussed them one at a time. Then have them start back at the beginning and practice saying the phrases from this verse in order while hopping from strip to strip again. Try going a little faster each time. Repeat as many times as wanted/needed. These can also be used as flash cards, taped onto the wall to practice throughout the week, etc.




WE have done This WORK



THROUGH GREAT TRIBULATION;



THAT THE SON OF MAN



MIGHT have a place




TO MANIFEST HIMSELF




TO HIS PEOPLE.


Note: The whole verse says, "For thou knowest that we have done this work through great tribulation; and out of our poverty we have given of our substance to build a house to thy name, that the Son of Man might have a place to manifest himself to his people."




"That all people who shall enter upon the threshold of the Lord's house may feel thy power" (D&C 109:13)



"That thy servants may go forth from this house armed with thy power" (D&C 109:22)




"That thy name may be upon them, and thy glory be round about them" (D&C 109:22)




"That no combination of wickedness shall have power to rise up and prevail over thy people" (D&C 109:26)



That "thine angels have charge over them" (D&C 109:22)




"That no weapon formed against them shall prosper" (D&C 109:25)




"Let thy house be filled, as with a rushing mighty wind, with thy glory." (D&C 109:37)

By the red crystal.org
&
comefollowmekid.com


The promises and blessings of attending the temple are so neat! Make two copies for simple a matching game, discuss the promises after a match is made.




"That all people who shall enter upon the threshold of the Lord's house may feel thy power" (D&C 109:13)



"That thy servants may go forth from this house armed with thy power" (D&C 109:22)




"That thy name may be upon them, and thy glory be round about them" (D&C 109:22)




"That no combination of wickedness shall have power to rise up and prevail over thy people" (D&C 109:26)



That "thine angels have charge over them" (D&C 109:22)



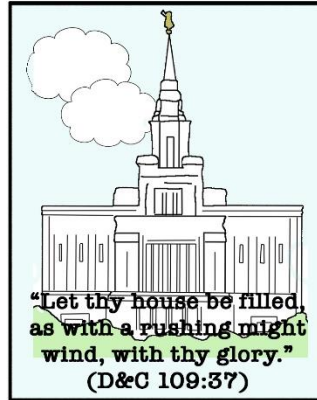


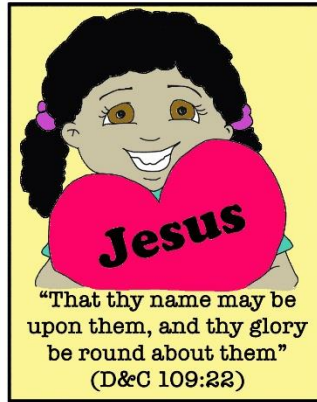
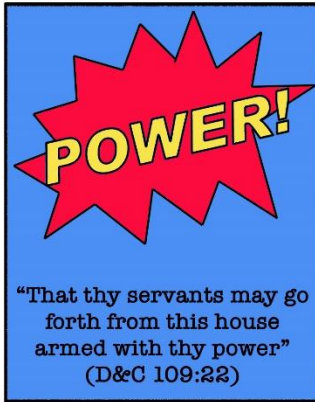
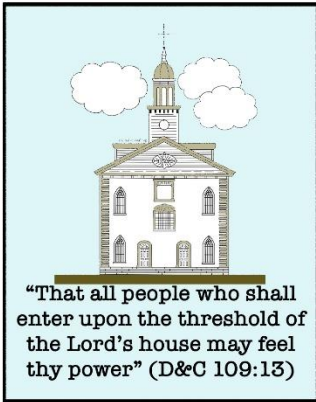
"That no weapon formed against them shall prosper" (D&C 109:25)



"Let thy house be filled, as with a rushing mighty wind, with thy glory." (D&C 109:37)

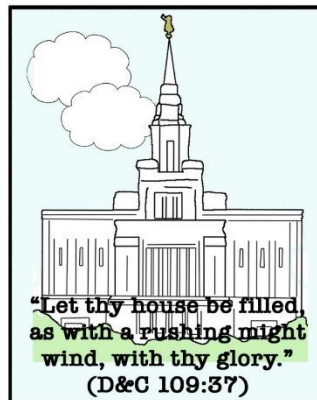

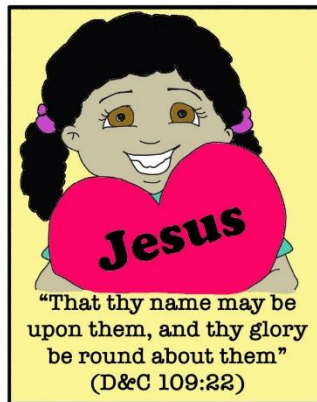
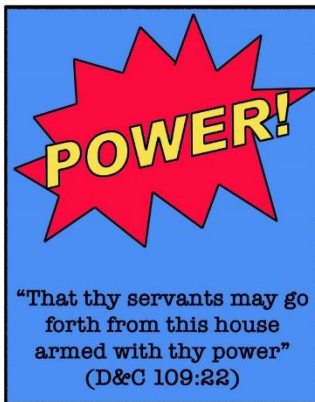
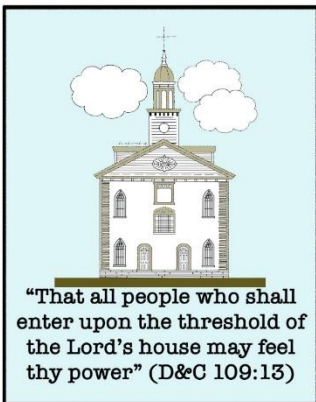
By the red crystal.org
&
comefollowmekid.com

The promises and blessings of attending the temple are so neat! Make two copies for simple a matching game, discuss the promises after a match is made.



By the red crystal.org & comefollowmekid.com

The promises and blessings of attending the temple are so neat! Make two copies for simple a matching game, discuss the promises after a match is made.



By the red crystal.org & comefollowmekid.com

The promises and blessings of attending the temple are so neat! Make two copies for simple a matching game, discuss the promises after a match is made.

Preparing for the Temple Cards

Hide the cards around the room. Take turns finding them. As each is found, explain how that can help you prepare to enter the temple.

I will repent when I make mistakes.	I will be honest.	I will pay my tithing.	I will forgive others.
I will love others.	I will follow the prophet.	I will use good words.	I will keep the commandments.
I will keep the Sabbath Day holy.	I will obey the Word of Wisdom.	I will listen to the Holy Ghost.	I will do good things like Jesus.

Picture Yourself in the Temple

Instructions:



- Print the temple outline onto a transparent sheet protector so it is see-through. There are two choices on the pages below: temples with windows or temples without windows.

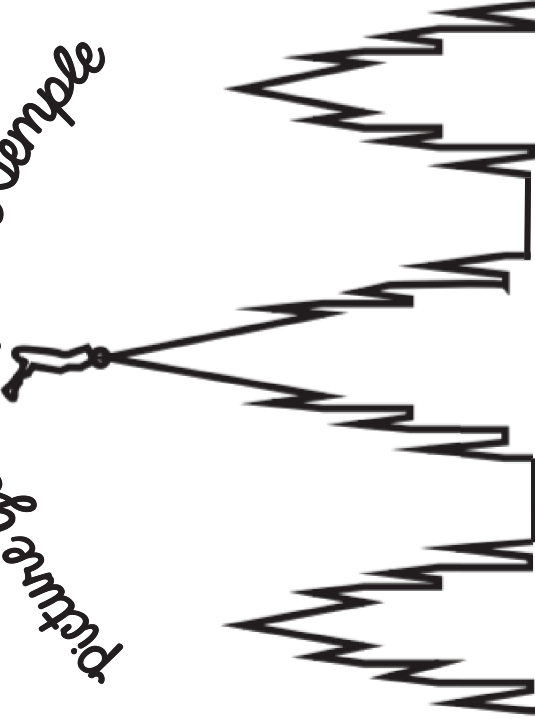


- Print up pictures of the kids to put behind the transparent sheet protector. We cut around the outline of each kid and then glued that onto a 5 x 7 white paper. We also used an app (Pixelcut) to make the background behind the kids totally white before we printed the pictures.

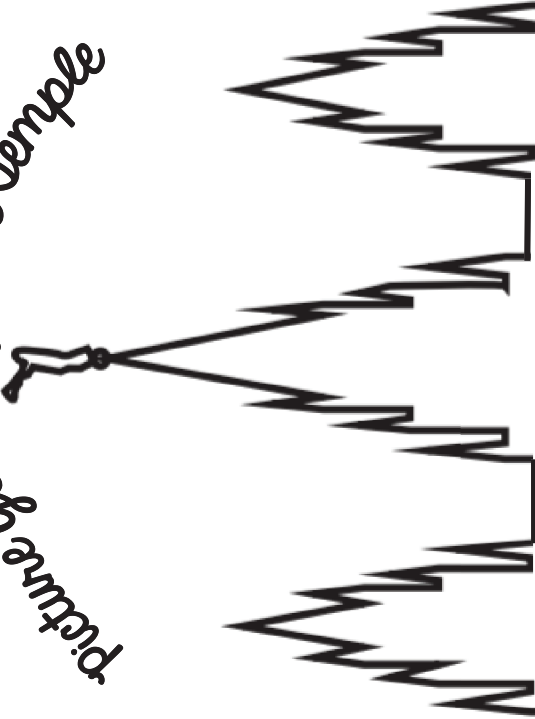


- Put the kid picture behind the temple inside a frame. The temple outline is sized to fit into a 5 x 7 frame. We just got some frames from the Dollar Store to put these in.

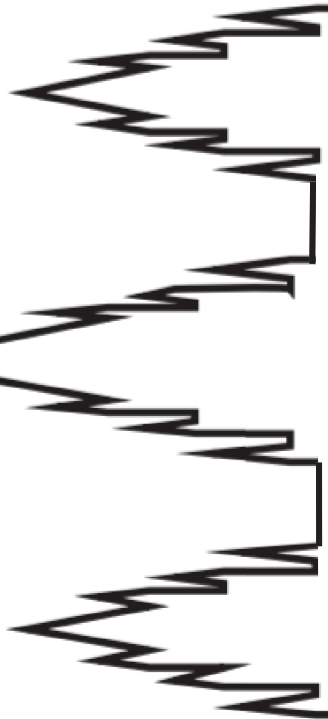
Picture Yourself in the Temple



Picture Yourself in the Temple



Picture Yourself in the Temple



Picture Yourself in the Temple

