



comefollowmekid.com

November 22-28

"He Has Sealed His Mission and His Works with His Own Blood"

1. Scripture Hop – Discuss the story of how the Prophet Joseph Smith and his brother Hyrum Smith died in as much depth as you think is good for your kids. Follow instructions on page 3 below for a scripture hop for D&C 135:3.
 - If wanted, this video could be useful for discussing their deaths: "[Chapter 57: The Prophet is Killed](#)"
2. Picture Review – From the manual: [Doctrine and Covenants 135:3](#). *To discuss what is meant by the statement that Joseph Smith did "more, save Jesus only, for the salvation of men in this world, than any other man," consider reviewing what your family has learned about Joseph Smith this year. You could use pictures from this resource to help them remember what they have learned and invite them to share favorite stories or teachings. Why are we grateful for the Prophet Joseph Smith and for what the Lord accomplished through him?*
 - Show pictures on pages 4-5 below to review. Discuss how each of these things that happened help bring us closer to Jesus Christ.
3. Joseph Smith Finger Scenes – Follow instruction in *The Friend* for this [Joseph Smith finger scene activity](#) (use picture rings to retell stories about Joseph Smith). See page 7 below for a printable version of the rings that will use a little less ink than the page in *The Friend*. Let each person take turns using the rings to retell details from Joseph Smith's life.
4. Scriptures – Read and discuss Doctrine and Covenants 135:3. Summarize why Joseph Smith's work was so important.
 - The manual has [this page with pictures](#) you can use to help discuss this verse.
5. Song/Testimony – Watch/listen to "[The Joseph Smith Song](#)" by Maxine Soakai.
 - Share testimonies of the blessings and truths we have in our lives because of what Heavenly Father and Jesus restored through Joseph Smith.
 - How we can be more faithful to our testimonies, even if we aren't asked to give our lives for them?
6. Treat and Movie (The Restoration Video) – Watch the 19-minute "[The Restoration](#)" video from the church and review why the Restoration was important to us. Eat a favorite treat while watching.
 - Some other videos that could be used are:
 - [Elder Holland's Testimony: The Book of Mormon is the Word of God](#) (doesn't show Joseph and Hyrum being shot)
 - ["Just A Book" video set to Elder Holland's testimony](#) (AWESOME 4-minute video of Elder Holland's words with music, but might be too graphic for young kids)
 - ["Joseph Smith: The Prophet of the Restoration"](#) 13-minute video that shows their deaths

Optional Joseph Smith Scramble: On page 6 below, there are also letters that can be unscrambled to spell "Joseph Smith." Feel free to use these however you want (if you have older kids, they can try to unscramble them at the beginning of the lesson to figure out who we're talking about, kids could color in one letter of his name for each thing they review about what he did in his life, you could line up the letters to make a trail to Jesus Christ showing how what he did leads us to Jesus, or whatever other fun idea you can think of 😊).

Additional Ideas:

More Great Free Ideas at www.theredcrystal.org

[Lessons From the Prophet Joseph](#)

[The Nauvoo Temple and Carthage Jail](#) pictures with short explanations

[Partial Picture](#) Activity from *The Friend*

[Stick Pull Game Instructions](#)

[Joseph Smith Timeline](#) from The Friend

[“Chapter 58 A New Leader for the Church”](#)

[“Chapter 60 The Saints Leave Nauvoo”](#)

[“Chapter 62 The Saints Establish Winter Quarters”](#)

[The Life of Joseph Smith](#) picture activity from *The Friend*

[The Joseph Smith Story Sing Along](#) 4-minute cartoon from Living Scriptures

Scripture Hop

(D&C 135:3)

Cut apart the following strips and spread them out far enough in a room so that the kids will need to hop from one strip to another. Make sure to keep them in the correct order. Have them stand by the first one and help them say the top line out loud. Explain what it means. Then have them jump to the next one and do the same thing until they've jumped on each of them, said them out loud, and discussed them one at a time. Then have them start back at the beginning and practice saying the phrases from this verse in order while hopping from strip to strip again. Try going a little faster each time. Repeat as many times as wanted/needed. These can also be used as flash cards, taped onto the wall to practice throughout the week, etc.



JOSEPH SMITH HAS DONE MORE,



SAVE JESUS ONLY,



FOR THE SALVATION OF MEN




IN THIS WORLD



THAN ANY OTHER MAN.


*See D&C 135:3 for full verse.



The First Vision of the Restoration, by Michael Bedard



Joseph Receives the Plates, by Gary E. Smith






Upon You My Fellow Servants, by Linda Curley Christensen and Michael T. Malm



Joseph Smith Baptizes Oliver Cowdery, by Del Parson



Moses, Elias, and Elijah Appear in the Kirtland Temple, by Gary E. Smith

J

O

S

E

P

H


S

M

I

T

H



Scenes *(In order starting with the left thumb and ending with the right thumb.)*

Left thumb: Joseph Smith—History 1:11–12

Left index finger: Joseph Smith—History 1:13–15

Left middle finger: Joseph Smith—History 1:16–20

Left ring finger: Joseph Smith—History 1:29–35, 42

Left little finger: Joseph Smith—History 1:51–54, 59–60

Right little finger: Joseph Smith—History 1:66–67

Right ring finger: Joseph Smith—History 1:68–72

Right middle finger: Doctrine and Covenants 27:12–13;

Explanatory Introduction

Right index finger: Doctrine and Covenants 20:1

Right thumb: Doctrine and Covenants 138:47–48