



comefollowmekid.com

February 14-20

“Is Any Thing Too Hard for the Lord?”

1. “Is Anything Too Hard” Challenge –

- Take turns naming difficult physical tasks for everyone else to do (jumping jacks, push-ups, etc.).
- See who can last the longest before reaching their limits on each task.
- Are there limits to what the Lord can do?
- Genesis 18:14 asks, “Is anything too hard for the Lord?” Discuss the answer to this question.
- Can we remember examples of times when the Lord proved that nothing was too hard for Him? Review stories of when the Lord did things that seemed impossible to do (Noah’s ark, Jesus walking on water, the story of feeding 5,000, etc.).
- Share stories from our lives that have taught us that nothing is too hard for the Lord.

2. Abraham and Sarah – Review the story of Abraham and Sarah (maybe read [“Abraham and Sarah”](#) story from *The Friend* or watch [“Abraham and Sarah”](#) video from the church again).

- Read/summarize/discuss Genesis 18:10-14. What promise did the Lord make to Sarah? Why did this seem like an impossible thing to have happen? (Because of her age).
- Show picture of Sarah and Isaac on page 4 below and discuss how God will always keep His promises. We can trust Him.

3. We Can Trust God...Can God Trust Us? (Obedience) – We know that we can trust God, but can He trust us to do what He asks us to do? Talk about the story of Abraham and Isaac in as much detail as you feel like your kids need. If you want to get into the whole story of this, watch [“Abraham and Isaac”](#) short video from the church.

- Show picture of Abraham and Isaac on page 5 below. Explain that this experience was meant to teach them more about Heavenly Father’s sacrifice of His Only Begotten Son.
- Obedience Race: Take turns asking others to do things, like run to the other side of the room, touch your toes, etc. Race to see who can “obey” first.
- Talk about ways we can be better at obeying things that might be hard to obey.

4. The Lord Commands Us to Flee Wickedness – Sometimes in life we might be put in situations where the best way for us to obey the Lord’s commandments is to get out of those situations (to “flee” from them).

- Explain that Abraham was related to a man named Lot.
- Show “Fleeing” picture on page 4 below. From the manual:
Summarize [Genesis 19:15–26](#) by explaining that Lot’s family lived in a very wicked city, and angels warned them to leave. Read together [verses 15–17, 26](#), and help the children think about what it might mean for them today to “escape” evil and “look not behind” ([verse 17](#)).
- Fleeing Wickedness Activity: Follow directions on page 6 below to practice fleeing from bad situations.

5. God Loved Us So He Sent His Son – Listen to/watch “[God Loved Us So He Sent His Son](#)” and share testimonies of how obeying His commandments and fleeing certain situations can help us feel His power in our lives more. Remind them of how much Heavenly Father and Jesus love each one of us, and that’s why Christ came to earth to be sacrificed for us.

6. Scripture Draw – Write/draw on the scripture draw sheet on page 3 below.

7. What Are You Willing to Sacrifice? Snack –
 - Use chocolate frosting and Whoppers to make the bottom rock part of an “altar.”
 - Put pretzel sticks on top of the “rocks.”
 - Place animal crackers on top of the altar while talking about something you are willing to sacrifice in order to stay close to the Lord (anger toward someone, listening to songs with bad words, watching inappropriate movies, taking time to say more meaningful prayers, giving up personal time to serve others, changing bad eating habits, etc.).
 - Review how Christ sacrificed His whole life for us. Share testimonies of Him.

Additional Ideas:


More Great Free Ideas at www.theredcrystal.org

[Old Testament Cartoon Videos from the Church Website](#)

[Paper Figures for the Abraham and Isaac story from The Friend](#)

Genesis 18:14

“Is anything too hard for the Lord?”



Write or draw one example of a scripture story or an experience from your own life that shows that nothing is too hard for the Lord:



Sarah and Isaac, by Scott Snow



Fleeing Sodom and Gomorrah, by Julius Schnorr von Carolsfeld





Illustration of Abraham and Isaac, by Jeff Ward



Fleeing Wickedness

Cut the following strips apart. Put them in a pile upside-down, and have each person take turns choosing one. If the situation is a wicked situation that they should flee from, have them throw the strip on the floor and run to a spot designated as a safe spiritual spot, such as a wall with a picture of Christ. It could also be a good idea to role-play appropriate ways to respond to some of these scenarios and talk about how Christ would act. If it's not a wicked situation that they should flee from, decide on some kind of happy action they could do (clap/cheer/sigh of relief/etc.).

Someone you know asks you to do something that you get a yucky feeling about. You know that feeling is the Holy Ghost warning you not to do it.

There is an important rule at school that you know you should follow, but your friends dare you to break that rule.

Your friends remind you to follow the rules your parents have set.

You are looking at your friend's phone and an inappropriate picture pops up.

Your friend offers you a drink with alcohol in it and promises not to tell anyone if you taste it.

Your friends see another kid who is hurt and are trying to help them.

Some kids at school are making fun of another kid. They try to get you to join them.

You are at a party and the other kids want to watch a movie that you know is not good to watch.

Your friends decide to collect money to help someone in need.