

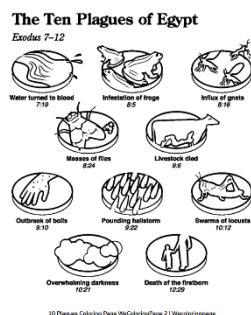


comefollowmekid.com

March 28-April 3

# “Remember This Day. in Which ye Came Out from Egypt”

1. Soft Versus Hard – The manual suggests, “Invite family members to find objects that help them understand the principles in the scriptures you are reading. For instance, soft and hard objects could help family members discuss the difference between having a soft heart and a hard heart.”
  - Give them 2 baskets or containers to gather items into. Designate one for hard items and one for soft items. Set a timer for however much time you think would be good, and see how many items they can put in each container.
  - Talk about what it means to have a hard heart/soft heart.
  - Explain that the pharaoh in Egypt had a very hard heart and wouldn’t listen to the Lord’s messages to him. Talk about ways we can have soft hearts, specifically as we get ready to hear messages in conference.
2. Video – Watch/read “[The Plagues of Egypt](#)” from the church’s website. Discuss in as much detail as needed.
  - Plague Sequencing: If you want to extend this discussion, you could print up pictures of the different plagues and have them sequence them in order of which ones came first. Click on the pictures below for links to websites with free printable sheets about the plagues. You could also print these up and color each plague as you talk about it.



3. Story of the Passover – Discuss or read the first parts of “[The Passover](#)” as described on the church’s website. We probably won’t watch this full video until next week because that’s when we’ll be learning about the parting of the Red Sea. But the first part of this link has a good description of the Passover. Look at and discuss Passover picture on page 6 below.
4. Passover Foods While Reading – From the manual:
 

*After reading [Exodus 12:1–42](#) together, you could write on pieces of paper things you can do as a family to remember Jesus Christ’s Atonement. Because the lamb’s blood on the door posts (see [verse 23](#)) represented the Savior, you could place these papers around a doorway in your home. You could also eat some of the foods from the Passover, such as unleavened bread (crackers or tortillas) or bitter herbs (parsley or horseradish), and discuss how the Passover helps us remember how God delivered His people. For example, the unleavened bread reminded them that there was not time for their bread to rise before they fled from captivity. The bitter herbs reminded them of the bitterness of captivity.*

- Page 4 below has squares you can use to draw pictures or write on. If you don't want to print anything up, you can also just have them draw/write on blank pieces of paper.
  - After placing the pictures around the doorway, eat crackers/tortillas/bitter herbs while reading parts of Exodus 12. It could help add to the atmosphere if you turn the lights out and just use candlelight to read. Testify of Christ's importance to us and how He saves us from death and sin.
  - Scripture Draw: Draw a picture of a lamb on page 3 below. Then write/draw how Christ is similar to a lamb and how His sacrifice saves us. We plan on watching this [How to Draw a Lamb](#) YouTube video to help with this (our girls LOVE these drawing instruction videos!).
5. Picture/Song – Sing/listen to “[In Memory of the Crucified](#)” while coloring/painting/decorating the “We Need Jesus Every Day” picture on page 5 below. We'll probably cut these out and put them on construction paper as well to make them more sturdy. Have each kid place them on their bedroom door to remind them to think about Him each day.
6. Sacrament – We take the sacrament each Sunday to help us remember Jesus Christ's sacrifice. Watch and discuss the “[Always Remember Him](#)” video from the church or “[Sacrament: A Bible Story for Children](#).”
- I just discovered this new song “[Will I Remember Him?](#)” It would be perfect to listen to/discuss with this as well.
  - If you'd like to extend this part of the lesson, click on the picture below to access a sacrament remembering activity from one of our past lesson plans (it's on page 3 in the link).




7. Remember Treat Tray – Bring out a tray with different kinds of treats or other items. Give them about 15 seconds to look at the items. Then cover the tray up and ask how many items they can remember. Tie this into the importance of remembering Christ as we take the sacrament and throughout the week. Is it important to remember every single item on our treat tray? (No). Is it important to remember Jesus Christ, even when we can't see Him? (Yes!). Discuss ways we can be better at remembering Christ. Then let them choose a treat off of the tray to eat. 😊

## Additional Ideas:

More Great Free Ideas at [www.theredcrystal.org](http://www.theredcrystal.org)  
[Old Testament Cartoon Videos from the Church Website](#)

**Exodus 12:5; 12:7**

“Your lamb shall be without blemish, a male of the first year:  
ye shall take it out from the sheep, or from the goats:  
And they shall take of the blood, and strike it on the two side  
posts and on the upper door post of the houses, wherein they  
shall eat it.”



Draw a picture of a lamb. How is Jesus Christ like the  
lamb the people used for the Passover meal? How did  
His sacrifice save us?

On each square, write or draw one way you can remember Jesus Christ’s Atonement or one thing you know about Jesus Christ and His Atonement. Place them around a doorway while talking about how the Israelites put lamb’s blood on their doorposts to represent His sacrifice for us, and it kept them safe. How are we kept safe as we remember Christ’s Atonement for us and apply the power from it in our lives?

I Can Remember Jesus Christ’s Atonement	I Can Remember Jesus Christ’s Atonement	I Can Remember Jesus Christ’s Atonement	I Can Remember Jesus Christ’s Atonement
I Can Remember Jesus Christ’s Atonement	I Can Remember Jesus Christ’s Atonement	I Can Remember Jesus Christ’s Atonement	I Can Remember Jesus Christ’s Atonement
I Can Remember Jesus Christ’s Atonement	I Can Remember Jesus Christ’s Atonement	I Can Remember Jesus Christ’s Atonement	I Can Remember Jesus Christ’s Atonement
I Can Remember Jesus Christ’s Atonement	I Can Remember Jesus Christ’s Atonement	I Can Remember Jesus Christ’s Atonement	I Can Remember Jesus Christ’s Atonement








Illustration of a Passover supper, by Brian Call