



comefollowmekid.com

August 22-28

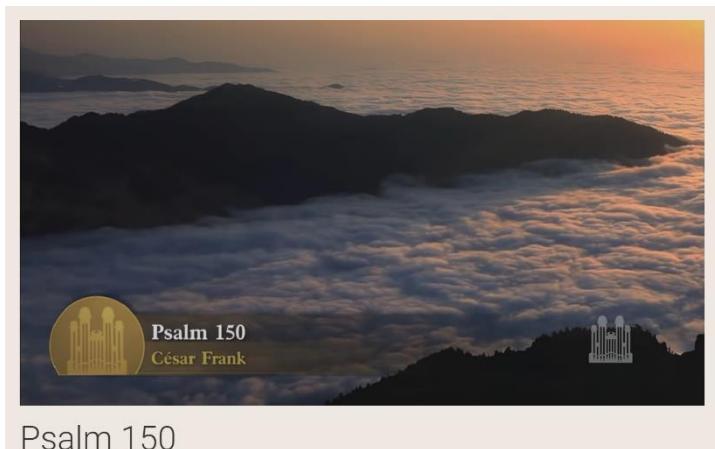
“Let Every Thing That Hath Breath Praise the Lord”

1. “Praise Ye the Lord” – From the manual: [Psalms 146–50](#) **“Praise ye the Lord.”** As you read these final psalms of praise, think about reasons you have to praise the Lord. Why is it important to praise Him? What are ways you can praise Him?
 - Since our kids are young, we’ll probably just choose some favorite parts from these Psalms to share. Then sit around a picture of Christ and take turns answering why He is someone we should praise and ways we can praise Him.
2. House Puzzle – The manual has this great idea. A printable puzzle that can be used for this is on page 4 below. What does it mean for the Lord to help us “build [our] house”? ([Psalm 127:1](#)). How can we better involve Him in our efforts to create a righteous home? To help your family answer this question, you might draw a house on a piece of paper and cut it into puzzle pieces. On the back of each piece, family members could write or draw ways to make the Lord part of your home. Then you could put the puzzle together. What else do we find in these psalms that inspires us to walk in the Lord’s ways?
3. Lighted Path – From the manual: [Psalm 119:105](#): Perhaps your family could create a path and walk along it in the dark, using a light to illuminate the way ahead. As you walk, you could ask questions like “What in our lives is like this darkness?” or “How is the word of God like a light?” Singing a song about God’s light, such as [“Teach Me to Walk in the Light”](#) (Children’s Songbook, 177), can help you reinforce the principle taught in [Psalm 119:105](#).
4. Glow Stick Activity – Crystal from [theredcrystal.org](#) (who I just met in person last week and is one of the nicest people, as well as super talented 😊) created this awesome glowstick activity. Check out [her website](#) for details and free printables.

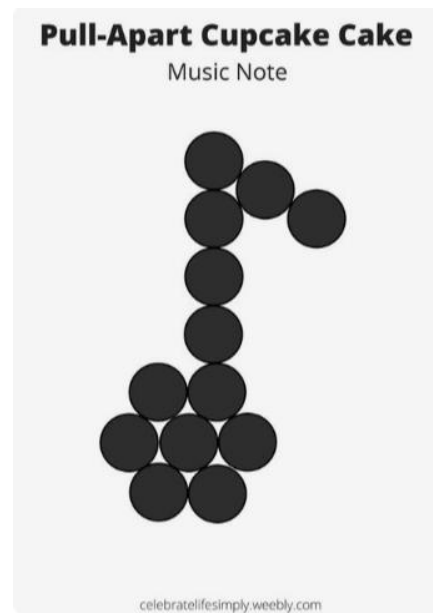


5. Video/Scripture Draw – Watch [“A Light Unto My Path”](#) video from Latter Day Kids. Then do the scripture draw on page 3 below.

6. Praise the Lord – Make musical instruments (shoebox with rubber bands, paper plate cymbals, cup shakers, whatever other creative ideas you have). Listen to songs about Jesus while using the instruments. The Tabernacle Choir has a song of Psalm 150 set to music that would be fun to use for this. Click on picture below for link to song.



7. Music Note Treat – Use frosting to make music notes on cookies/graham crackers (or another idea from pictures below).




Additional Ideas:

More Great Free Ideas at www.theredcrystal.org
[Old Testament Cartoon Videos from the Church Website](#)
[Guess Who Activity from The Friend](#)

Psalm 119:105

“Thy word is a lamp unto my feet, and a light unto my path.”



Draw pictures or use words to show how the word of God
brings light into your life.

