



READY-TO-USE



COME, FOLLOW ME

**Hands-On
Learning**

WEEKS 27-39

Doctrine and Covenants 11-108

www.comefollowmekid.com



Printable PAGES

Feel free to print and use any or all of the following pages to aid in teaching children.

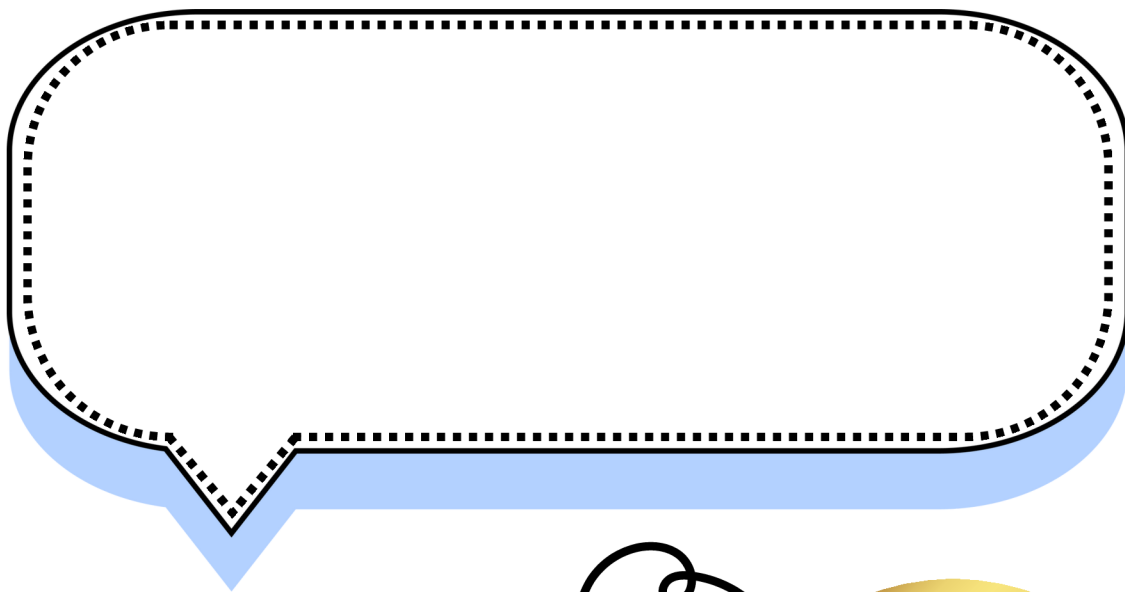
If you would like to save on ink and purchase a physical copy of a book containing all of these ready-to-use activities, please visit our website (www.comefollowmekid.com).

www.comefollowmekid.com


WEEK 27

OPEN YOUR MOUTH

Joseph Smith and Sidney Rigdon were commanded to go on a mission and “open their mouths” to teach others the truth about Jesus Christ and His teachings (Doctrine and Covenants 71:1–4). If you also were to open your mouth to teach others about Jesus Christ, what would you say about Him? Each person will write or draw something in a speech bubble to represent what they would want to share about Jesus Christ. Take turns standing in front of everyone while holding your speech bubble up and practicing saying what you would want to teach others.

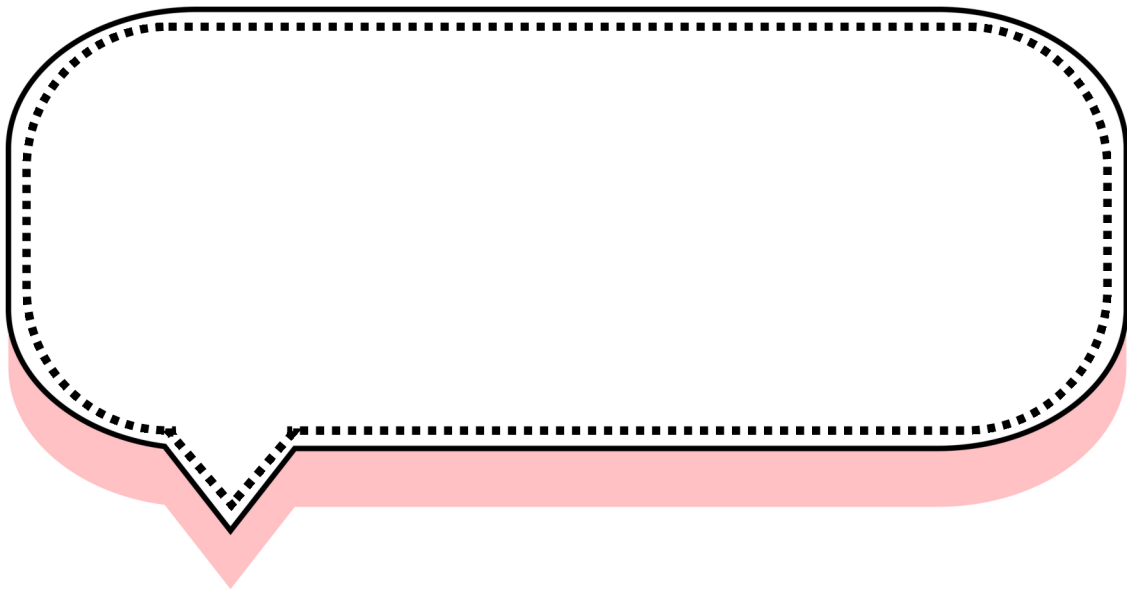
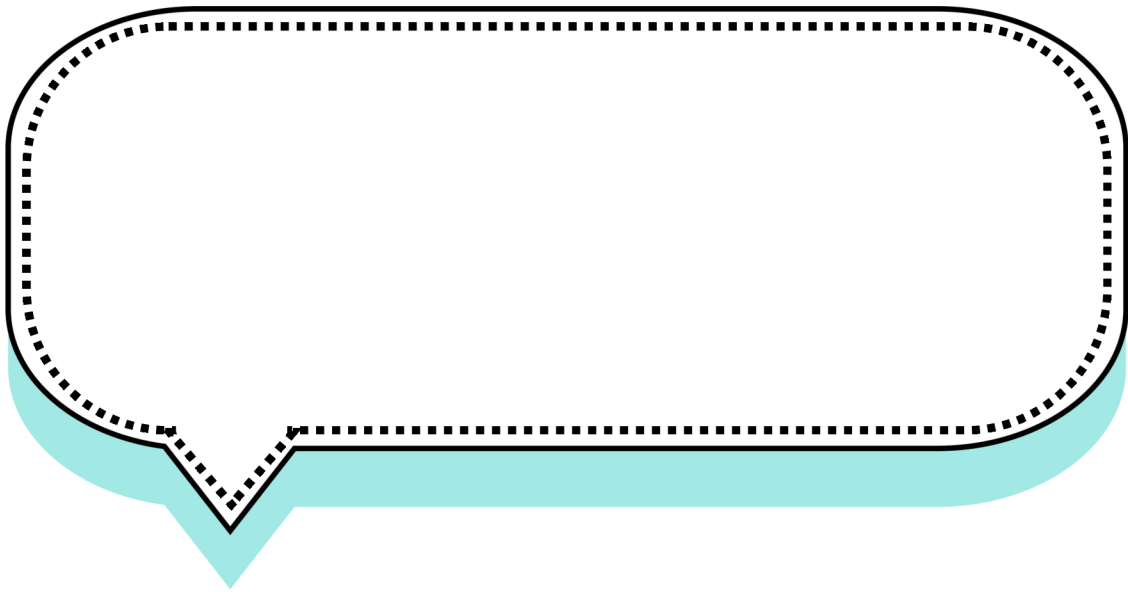


Extension for Younger Kids: Cut out the picture of Jesus and sit in a circle. Have everyone pass the picture around the circle while listening to “Stand for the Right” (Children’s Songbook, 159). Stop the music at random times. When the music stops, whoever is holding the picture will share something they know about Jesus.



WEEK 27

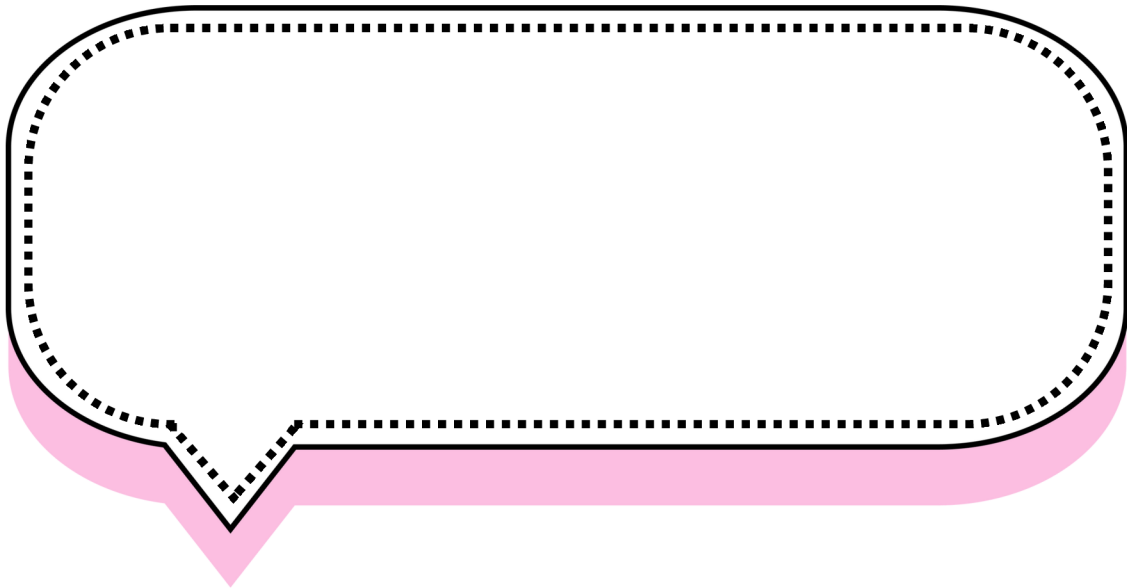
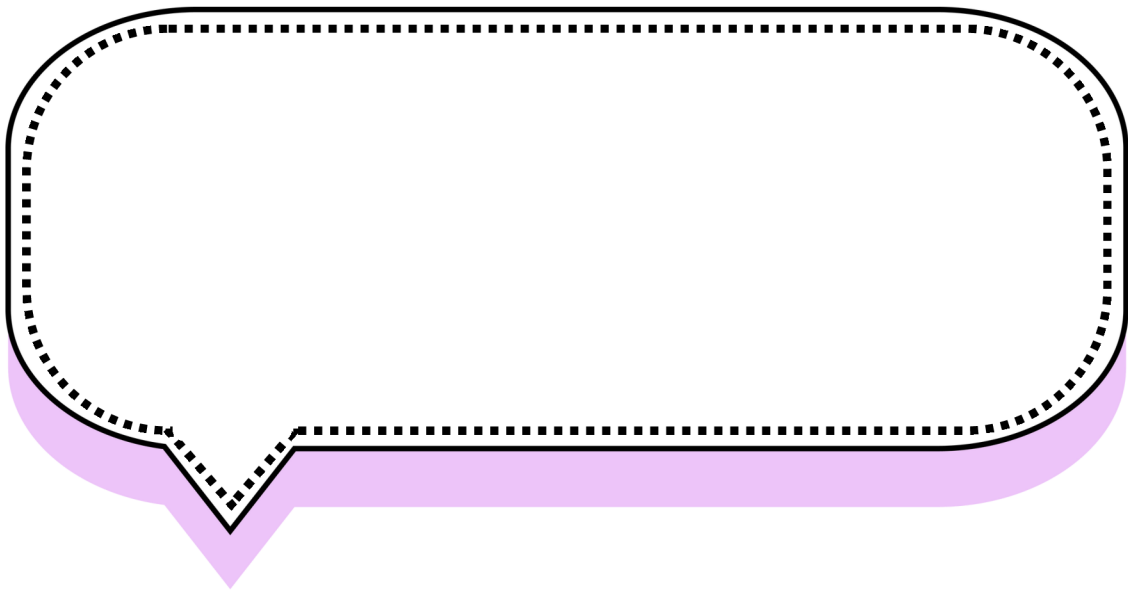
OPEN YOUR MOUTH





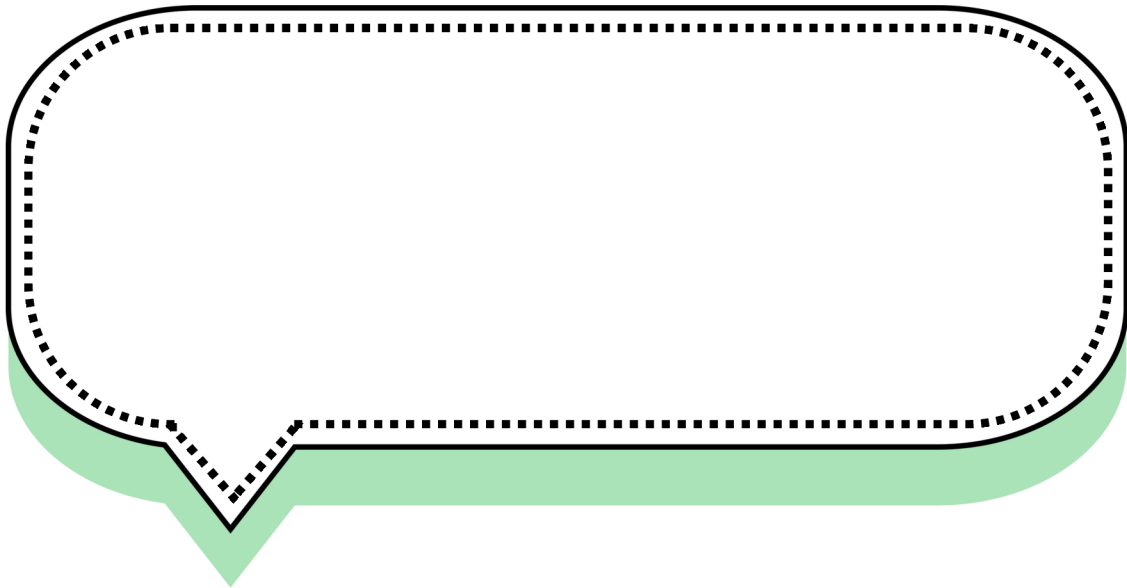
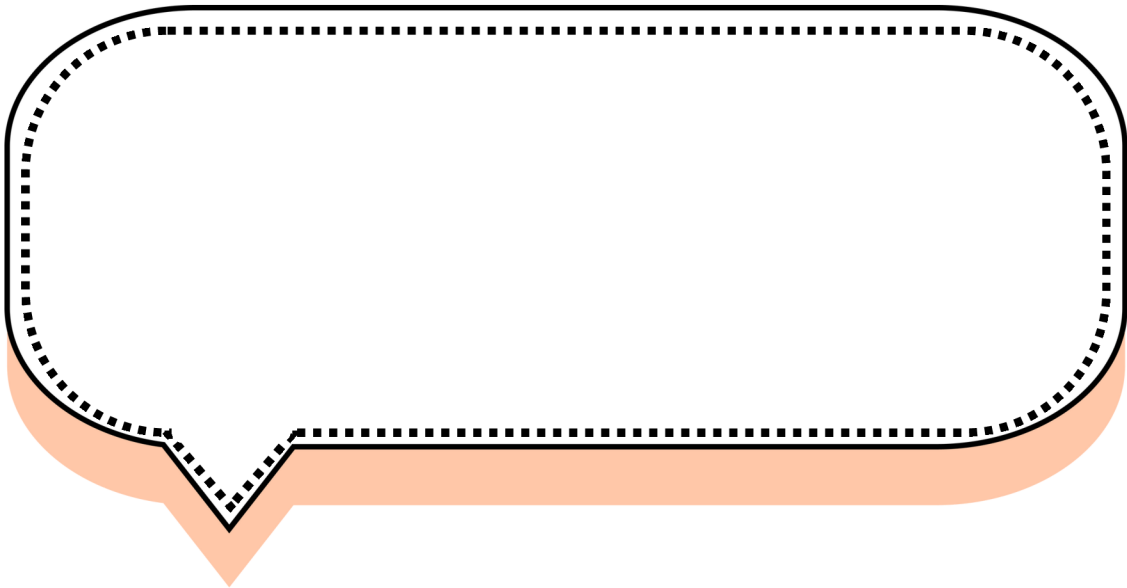
WEEK 27

OPEN YOUR MOUTH



WEEK 27


OPEN YOUR MOUTH



WEEK 27

BISHOP PICTURE DICTATION

Read Doctrine and Covenants 72:2 and discuss some of the things bishops do for us. Cut apart the cards below and place them upside-down in a pile. Take turns choosing one out of the pile without letting others see. Draw a picture of what is on that card while others guess what it is. Whoever guesses correctly will have the next turn choosing a card and drawing what is on it. When all of the cards have been drawn, kids can try to think of other things bishops do and draw pictures of those things. Another option could be to let the kids act each card out rather than draw what is on the card.



Bishops give
food to people
in need.



Bishops teach
the scriptures.



Bishops visit
people in need.



Bishops watch
over the
church building.



Bishops watch
over the church
finances
(money).



Bishops preside
at meetings.

WEEK 27

DON'T BE IDLE GAME

Cut out the sign below. Look at both sides of the sign while discussing the difference between laboring and being idle. Take turns choosing a chore that everyone will pretend to do. Whoever chose the chore will hold up one side of the sign. If they hold up the idle side, everyone will demonstrate doing that chore idly. If they hold up the "labor with your might" side, everyone will pretend to do that chore with all their might.



- Music: If you'd like to add some musical fun to this, play the music for "When We're Helping We're Happy" (Children's Songbook, 198) while everyone pretends to do chores.
- Spiritual Work Extension: What are some types of spiritual work the Lord might want us to do? (missionary work, defending our belief in Christ, loving others, etc.). Listen to/sing "Let Us All Press On" (Hymns, no. 243) and talk about what the work of the Lord might be/what it includes. Follow the "Don't Be Idle" game directions, but this time take turns listing things that are spiritual work. Why is it important to do our best when doing spiritual work and serving the Lord?



WEEK 27

STORY TIME

Cut out the pictures on the following page. Explain that you are going to read a true story from Dieter F. Uchtdorf. In this story, he shares examples of ways he and his family worked hard when he was younger. Read the story below out loud. As you read, have everyone point to the corresponding pictures as they hear each job being mentioned. Discuss blessings we receive from working hard.

To this day, I am deeply impressed by the way my family worked after having lost everything following World War II! I remember my father—a civil servant by education and experience—taking on several difficult jobs, among which were coal miner, uranium miner, mechanic, and truck driver. He left early in the morning and often returned late at night in order to support our family. My mother started a laundry and worked countless hours doing menial labor. She enlisted my sister and me in her business. With my bike I became the pickup and delivery service. It felt good to be able to help the family in a small way, and though I did not know it at the time, the physical labor turned out to be a blessing to my health as well.


It wasn't easy, but the work kept us from dwelling too much on the difficulties of our circumstances. Although our situation didn't change overnight, it did change. That's the thing about work. If we simply keep at it—steady and constant—things certainly will improve.

How I admire men, women, and children who know how to work!

(Dieter F. Uchtdorf "Two Principles for Any Economy,"
Ensign or Liahona, Nov. 2009, 55–58)

WEEK 27





STORY TIME



WEEK 28

CHILD OF GOD

Read and discuss Doctrine and Covenants 76:24. How does it feel to know that we are children of God? Give each person a child of God card and have them write their name in the white space. Sing "I Am a Child of God" (Children's Songbook, 2-3) together. Take turns letting one child hold up their child of God card while everyone sings that person's name ("Hannah is a child of God, and He has sent her here...", etc.).

WEEK 28

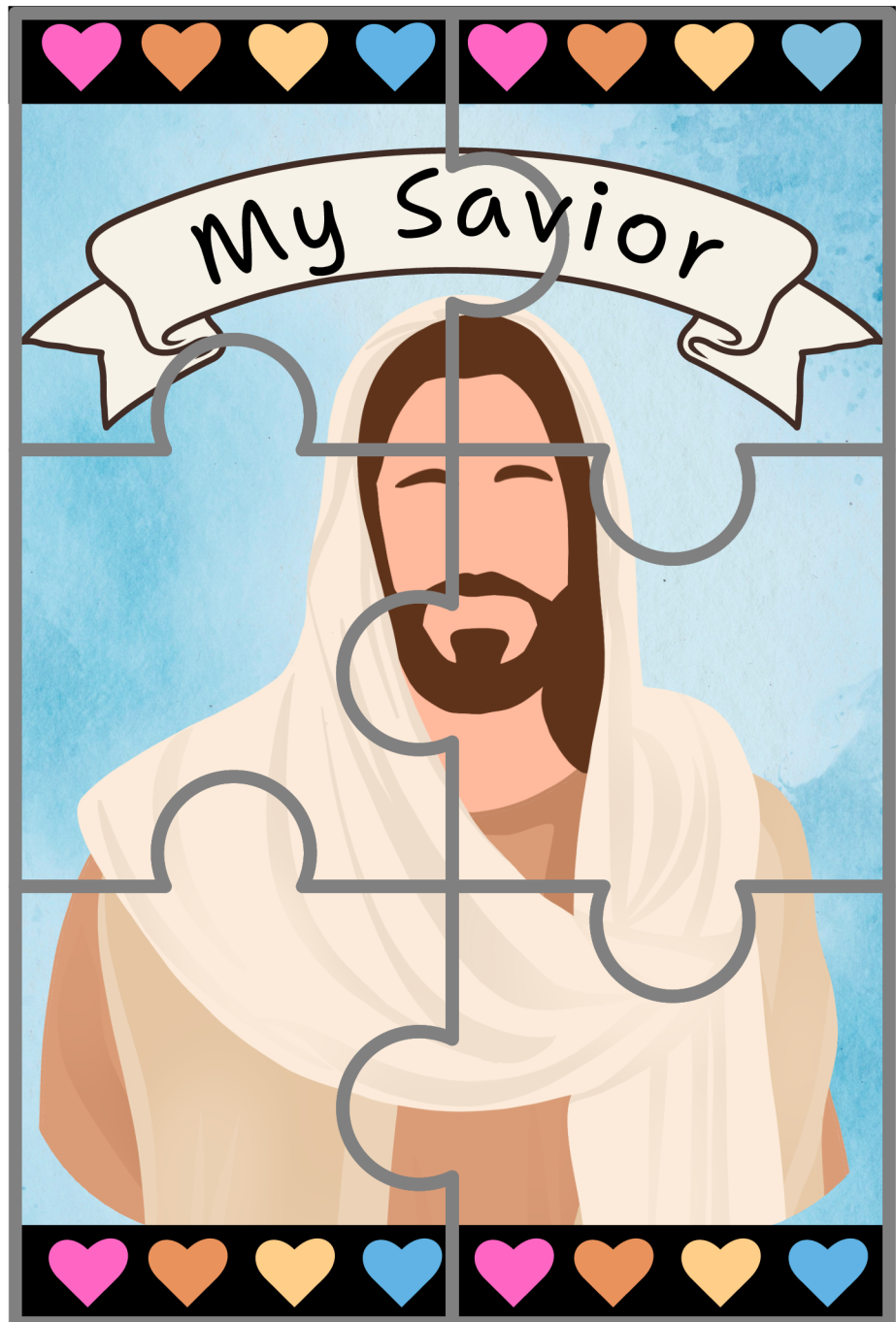
CHILD OF GOD

<div><div></div><div>is a CHILD of GOD</div></div>	<div><div></div><div>is a CHILD of GOD</div></div>
<div><div></div><div>is a CHILD of GOD</div></div>	<div><div></div><div>is a CHILD of GOD</div></div>

WEEK 28

SAVIOR PUZZLE

Cut out the puzzle pieces. Let people take turns choosing one piece and reading the scripture on it. When all of the pieces have been discussed and the puzzle is put together, review what Jesus Christ has done for us and in what ways He is our Savior.



"I, the Lord, am
merciful and gracious
unto those who fear
me, and delight to
honor those who
serve me in
righteousness and
in truth unto the
end." D&C 76:5

"...He came into the
world, even Jesus, to
be crucified for the
world..."
D&C 76:41

"...He came into the
world, even Jesus...
to bear the sins
of the world..."
D&C 76:41

"...He came into the
world, even Jesus...
to sanctify the world,
and to cleanse it from
all unrighteousness"
D&C 76:41

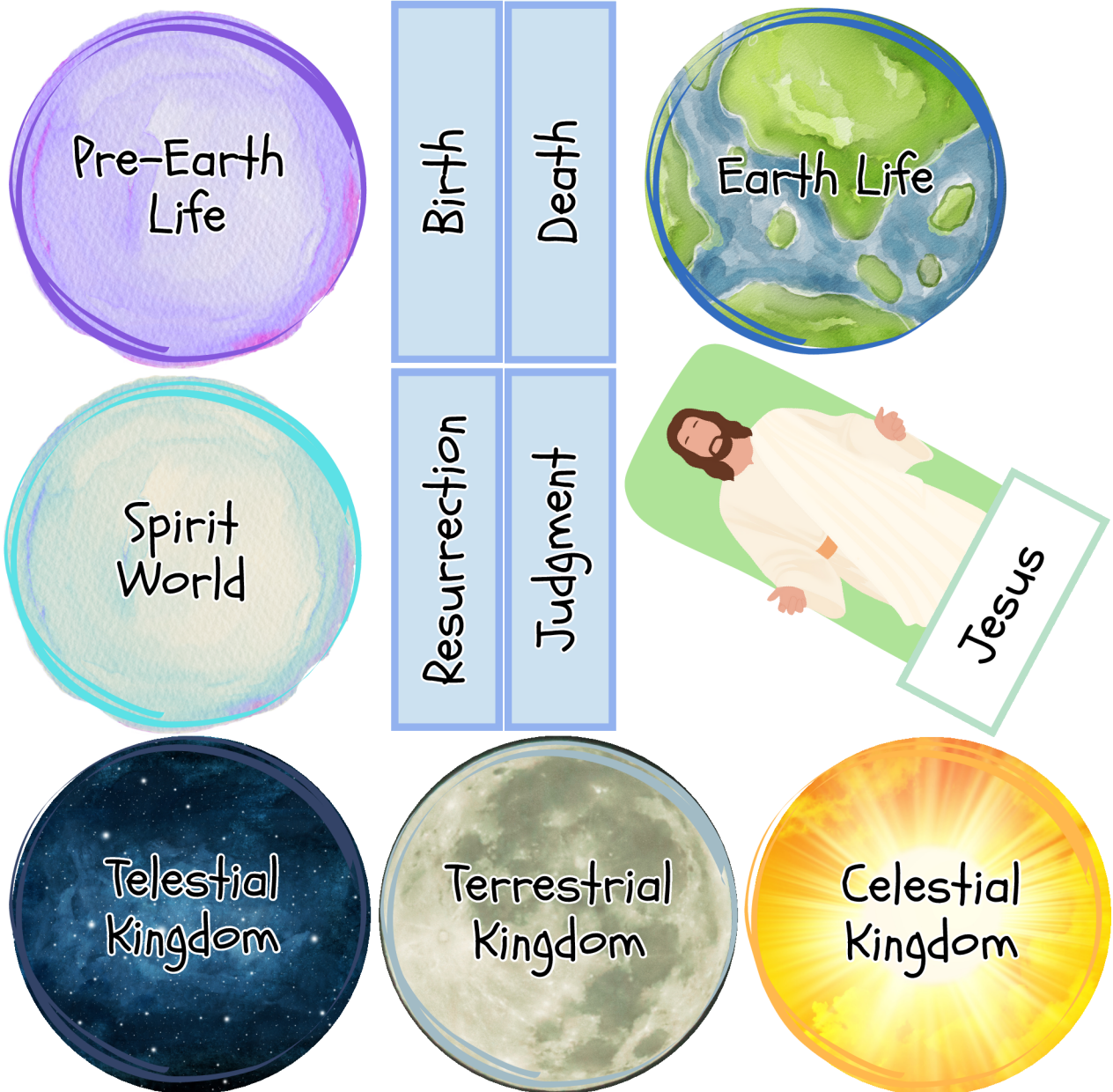
"That through him all
might be saved whom
the Father had put
into his power,"
and made by him"
D&C 76:42

"These are they who
are just men made
perfect through
Jesus the mediator of
the new covenant, who
wrought out this
perfect atonement
through the shedding
of his own blood."
D&C 76:69

WEEK 28

PLAN OF SALVATION


Cut the pieces apart and lay them out one at a time to discuss Heavenly Father's plan for us. Emphasize the important role of Jesus Christ in this plan.



WEEK 28

PIN THE RAY


Tape the circle onto a wall (with space around it for rays). Cut out the sun rays on the following page. Each person will write or draw something they'll do to prepare for eternal life in the celestial kingdom on a sun ray. Take turns being blindfolded and trying to tape the rays around the circle to make a sun. Afterward, talk about how we won't always be perfect in all of our efforts to prepare for the celestial kingdom, but Jesus can help perfect us in time (D&C 76:69). Rearrange all of the rays neatly around the circle. Then have everyone write their names inside the circle to signify their willingness to try to do these things. Add additional rays if desired.





WEEK 28

PIN THE RAY



Cut out the individual sun rays to place around the sun. Each person will write or draw something they'll do to prepare for eternal life in the celestial kingdom on a sun ray.

WEEK 29

GOD'S CREATURES

Use the pictures below to aid in your discussion of Doctrine and Covenants 77:2. Depending on the needs and attention spans of the kids you're teaching, you could:

- Have them point to pictures that represent words in the verse ("beasts," "fowls of the air," etc.) while reading it out loud (based on idea from manual).
- Let everyone take turns choosing an animal picture and giving clues about that animal while everyone guesses what it is.



WEEK 29

ADVANCING THE CAUSE

Doctrine and Covenants 78:4 teaches that we can help “advance the cause” of Jesus Christ. Discuss specific ways we can help the Lord with His work. Use the strips below to discuss/role-play things we might do. You could:

- Hide the strips around the room. Take turns finding them and discuss or role-play what that might look like.
- Assign people to draw pictures of what each phrase might look like in our lives.
- Create skits to go along with each strip.
- Any other idea you can come up with!

BEAR ONE ANOTHER’S BURDENS, THAT THEY MAY BE LIGHT
(MOSIAH 18:8)

MOURN WITH THOSE THAT MOURN
(MOSIAH 18:9)

COMFORT THOSE THAT STAND IN NEED OF COMFORT
(MOSIAH 18:9)

STAND AS WITNESSES OF GOD AT ALL TIMES AND IN ALL THINGS
(MOSIAH 18:9)

TAKE UPON [OURSELVES] THE NAME OF JESUS CHRIST, HAVING A
DETERMINATION TO SERVE HIM TO THE END (D&C 20:37)

WEEK 29

AN HUNDRED FOLD

Read Doctrine and Covenants 78:19 out loud. Ask everyone to listen carefully to hear what blessings are promised to us if we are thankful. Use the chart on the following page to help them visualize what “an hundred fold” means. Testify of God’s love for us and the importance of giving thanks for the good things He gives us.

Some ways the chart could be used include:

- Let everyone color the squares to show what 100 looks like.
- Put 100 small stickers in the spaces.
- Place something like chocolate chips/small marshmallows onto the chart. Show the difference between one chocolate chip and 100 chocolate chips.

**“AND HE WHO RECEIVETH ALL
THINGS WITH THANKFULNESS
SHALL BE MADE GLORIOUS;
AND THE THINGS OF THIS EARTH
SHALL BE ADDED UNTO HIM,
EVEN AN HUNDRED FOLD,
YEA, MORE.”**

Doctrine and Covenants 78:19

WEEK 29

AN HUNDRED FOLD

"And he who receiveth all things with thankfulness shall be made glorious; and the things of this earth shall be added unto him, even an hundred fold, yea, more."

D&C 78:19


1	2	3	4	5	6	7	8	9	10
11	12	13	14	15	16	17	18	19	20
21	22	23	24	25	26	27	28	29	30
31	32	33	34	35	36	37	38	39	40
41	42	43	44	45	46	47	48	49	50
51	52	53	54	55	56	57	58	59	60
61	62	63	64	65	66	67	68	69	70
71	72	73	74	75	76	77	78	79	80
81	82	83	84	85	86	87	88	89	90
91	92	93	94	95	96	97	98	99	100

WEEK 30

HEART PRAYER

Cut out the hearts on this page and the next. Give one to each person. Explain that Doctrine and Covenants 81:3 teaches that we can pray in public and in private. Name a public place where we might pray (such as in a church meeting), and have each person hold their paper heart high above their heads to represent the public place. Then name a private place where we might pray (such as in their bedrooms) and ask them to hold their paper heart close to themselves and to cover it with their hands so others can't see it. Take turns sharing places we could pray while others hold hearts in the correct way to show if that is a public or a private place.


Remind them that when we pray silently in our hearts, our prayers are still heard and important. Then let each person write or draw something on their heart that they would like to pray about.





WEEK 30

HEART PRAYER



Doctrine and Covenants 81-83



WEEK 30

SCRIPTURE HOP D&C 81:5

Cut apart the scripture strips on the following page and spread them out far enough in a room so that the kids will need to hop from one strip to another. Make sure to keep them in the correct order for the scripture verse.

Have them stand by the first one and help them say the top line out loud. Explain what it means. Then have them jump to the next one and do the same thing until they've jumped on each of them, said them out loud, and discussed them one at a time.

Then have them start back at the beginning and practice saying the phrases from the verse in order, while hopping from strip to strip again. Try going a little faster each time. Repeat as many times as wanted.

These can also be used as flash cards for memorizing the verse or taped onto the wall to practice throughout the week.

After the scripture hop, use the space below to make a plan to help someone:

Our plan to help someone in need:

WEEK 30

SCRIPTURE HOP D&C 81:5



SUCCOR
(serve, strengthen, and help)



THE WEAK,



LIFT UP THE HANDS



WHICH HANG DOWN,



AND STRENGTHEN



THE FEEBLE KNEES.

Note: The whole verse says, "Wherefore, be faithful: stand in the office which I have appointed unto you: succor the weak, lift up the hands which hang down, and strengthen the feeble knees."

Doctrine and Covenants 81-83

WEEK 30

HANGING HANDS AND FEEBLE KNEES

Cut out and assemble the pieces on the following pages to make the "hanging hands and feeble knees" person as pictured below.

NOTE: For the mouth, just place a small, rolled-up piece of tape on the back of it to attach it to the face. This will make it possible to flip the mouth from a frown to a smile while discussing Doctrine and Covenants 81:5.

Read Doctrine and Covenants 81:5. Explain that strengthening the feeble knees and lifting up hanging hands doesn't usually mean you're actually giving muscles to weak knees, etc. Talk about some real-life situations of what this might mean. Each person will hold up the "Hanging Hands and Feeble Knees" craft while sharing a time when they felt sad or needed help and someone helped them. Have them flip the frown around into a smile. Then discuss the questions below (from the *Come, Follow Me* manual).



- *What are some ways a person can be "weak"? What does it mean to "succor" those who are weak?
- *What might cause a person's hands to figuratively "hang down"? How can we "lift up" those hands?
- *What might the phrase "feeble knees" mean? How can we "strengthen" those with feeble knees?



WEEK 30

Smile/Frown: Tape a frown on the face while sharing scenarios of people who might have “feeble knees” or “hanging hands.” Flip around to a smile after role-playing ways we can help and serve (succor) those people.



Extension: If doing this with your own family, you could let everyone place heart stickers on the arms and legs of their “Hanging Hands and Feeble Knees” person each time they find someone to help, serve, or strengthen throughout the week.



“Lift up the hands
which hang down,
and strengthen the
feeble knees.”
D&C 81.5

WEEK 30



Arms

Arm and Leg Strips:
Cut strips apart and
fold accordion-style.
Glue hands onto the
ends of the arm strips
and feet onto the ends
of the legs.

Legs

WEEK 30

SUCCORING ROLE PLAY

Cut the strips apart and place in an upside-down pile. Take turns choosing a paper out of the pile and role-playing how you could help, strengthen, and serve people in the following situations. If using the smiley/frowny face from the previous activity, place the mouth in a frowning position to begin with. Let each person flip the frown into a smile after role-playing appropriate ways they could succor people in need.



YOUR NEIGHBOR'S HUSBAND DIED YEARS AGO, BUT THEIR WEDDING ANNIVERSARY IS COMING UP THIS WEEK. YOUR NEIGHBOR TOLD YOU SHE IS SAD BECAUSE SHE MISSES HER HUSBAND.



A NEW KID COMES TO YOUR CLASS, AND SHE DOESN'T KNOW ANYBODY. YOU THINK THAT YOU SHOULD GO INTRODUCE YOURSELF TO HER, BUT YOU'RE NERVOUS TO DO SO.



YOUR MOM IS CLEANING THE HOUSE AND LOOKS REALLY TIRED.



YOUR SIBLING LOST SOMETHING THAT IS IMPORTANT TO THEM.



THERE IS A GIRL ON YOUR STREET WHO SEEMS DIFFERENT FROM YOU. YOU SEE HER PLAYING BY HERSELF A LOT AND SHE SEEMS UNHAPPY.



YOUR FRIEND IS GOING THROUGH A DIFFICULT TIME.



THERE IS A KID IN YOUR CLASS AT SCHOOL WHO SMELLS A LITTLE FUNNY AND WEARS THE SAME CLOTHES EVERY DAY. NOBODY LIKES TO PLAY WITH HIM.




A CLASSMATE JUST LOST HIS PARENT TO CANCER.

WEEK 31

TEMPLE PUZZLE

The Lord commanded the Saints to build a temple (Doctrine and Covenants 84:4–5). What happens inside temples? Cut apart the pieces to the puzzle. Let everyone take turns choosing one piece. Read and discuss each piece in as much depth as needed. When the temple picture is put together, listen to a song about temples and share how we feel when we look at/visit temples.



Doctrine and Covenants 84

In the temple, we can be
baptized for our ancestors.

In the temple, we can be
sealed to our families.

In the temple, we make
covenants with God.

Temple ordinances help me prepare
to live with Heavenly Father again.

What is something you can do to
prepare to enter the temple?

WEEK 31

PRIESTHOOD ORDINANCES

Read and discuss Doctrine and Covenants 84:19–22. Explain what priesthood ordinances are and why they are important. Share the following quotes and summarize what they mean for us in our lives.

ALL OF GOD'S CHILDREN – FEMALE AND MALE, YOUNG AND OLD – RECEIVE GOD'S POWER AS THEY KEEP THE COVENANTS THEY HAVE MADE WITH HIM. WE MAKE THESE COVENANTS WHEN WE RECEIVE PRIESTHOOD ORDINANCES SUCH AS BAPTISM.

(Appendix B: For Primary—Preparing Children for a Lifetime on God's Covenant Path)

THE PRIESTHOOD IS THE AUTHORITY AND POWER OF GOD BY WHICH HE BLESSES HIS CHILDREN. GOD'S PRIESTHOOD IS ON THE EARTH TODAY IN THE CHURCH OF JESUS CHRIST OF LATTER-DAY SAINTS. "ALL CHURCH MEMBERS WHO KEEP THEIR COVENANTS – WOMEN, MEN, AND CHILDREN – ARE BLESSED WITH GOD'S PRIESTHOOD POWER IN THEIR HOMES TO STRENGTHEN THEMSELVES AND THEIR FAMILIES" (GENERAL HANDBOOK: SERVING IN THE CHURCH OF JESUS CHRIST OF LATTER-DAY SAINTS, 36, GOSPEL LIBRARY).

Appendix A: For Parents—Preparing Your Children for a Lifetime on God's Covenant Path Come, Follow Me—For Home and Church: Doctrine and Covenants 2025

Cut out the circles on the following pages and use them to help teach about how we can receive Heavenly Father's power through priesthood ordinances.

Depending on the ages and the needs of the kids you're teaching, you could:

- Talk about each ordinance one at a time as a group. On the back of the sign, jot down short phrases about that ordinance or let them draw pictures to represent each ordinance.
- Assign different ordinance circles to different people. Give them time to jot down short phrases about that ordinance or draw pictures of them. Let them present their notes/pictures to everyone, and others will try to guess what the ordinance is.
- Place them in different spots around the room. Give brief descriptions of each and have everyone move to stand by the sign representing the ordinance being described.

WEEK 31

PRIESTHOOD ORDINANCES

Bonus Activity Extension (Quiz Cards):

Cut out the black rectangle cards.

Let everyone try to guess the correct answers
(answers written on back of cards).

In what year was the
priesthood restored?

Sacrament

Being
Confirmed

The priesthood is the
power of _____.

WEEK 31

PRIESTHOOD ORDINANCES

Bonus Activity Extension (Quiz Cards):

Cut out the black rectangle cards.

Let everyone try to guess the correct answers
(answers written on back of cards).

True or False: I have
direct access to the
power of God if I make
and keep covenants.

Being
Baptized

Being
Sealed to
My Family

Through priesthood
ordinances, the power of
_____ is manifest.

WEEK 31

PRIESTHOOD ORDINANCES

The priesthood is the authority and _____ of God by which He _____ His children. God's priesthood is on the earth today in The Church of _____ of Latter-day Saints. All Church members who keep their _____ -- women, men, and _____-- are blessed with God's priesthood power in their homes to _____ themselves and their families.

Appendix A: For Parents—Preparing Your Children for a Lifetime on God's
Covenant Path Come, Follow Me—For Home and Church:
Doctrine and Covenants 2025

The priesthood
prepares us to see the
face of _____.

Receiving
Priesthood
Blessings

WEEK 31

PRIESTHOOD IS SWEET

Cut out the cards below. Mix them up and place them in a bowl. Let each person pull out one or more letters from the bowl until the bowl is empty. Explain that the priesthood can bring many "sweet" blessings into our lives. Whoever has the card with the number one on it will name one way the priesthood power has influenced their life in a "sweet" and positive way. They will then place their letter on the ground or table. The person who has card number two will think of a different way the priesthood has brought sweet blessings into their life. Continue until all numbers have been set down and spell the word "priesthood."



WEEK 31

OBJECT LESSON

Note: If doing this activity, you will need baking soda, a cup, vinegar, and a small pan to place under the cup (see back for pictures).

BAKING SODA AND VINEGAR ACTIVITY ("THE POWER OF GODLINESS")


- Set out a cup. Ask someone to name one priesthood ordinance. Let them put in a small teaspoonful of baking soda into the cup while reviewing what we know about that ordinance.
- Give everyone a chance to share an ordinance and put baking soda into the cup.
- Read D&C 84:20-21. These verses say that the "power of godliness" can be made manifest (be shown to us) through these ordinances.
- A couple of things need to happen in order for this "POWER" to happen and to be seen/felt in our lives.
- First, those ordinances need to be done through priesthood authority (explain this in as much depth as necessary).
- Second, we need to live righteously. In Gospel Topics, it says, "There is a difference between the authority of the priesthood and the power of the priesthood. Priesthood authority comes from ordination. Power comes from personal righteousness."
- Spend time talking about ways we'll work to feel and receive His power in our lives (reading the scriptures, going to church, being kind to others, etc.).
- Then add vinegar into the cup. Watch carefully to see the power it gives to the baking soda!




WEEK 32

LIGHT/DARKNESS

Read and discuss Doctrine and Covenants 86:11. As a group, discuss the questions on the strips below and write a few words or short phrases to answer the questions. Record answers in the rectangles at the bottom (questions taken from the *Come, Follow Me* manual). Tape the light/no light strips onto opposite sides of the room. Then cut out the light/darkness squares on the following page and follow the directions given on that page.



HOW DOES LIGHT
BLESS US?



WHAT IS IT LIKE WHEN
WE HAVE NO LIGHT?

WEEK 32


LIGHT/DARKNESS

Cut each square out and place them in a paper bag. Let everyone pull a square out of the bag without looking. If they grab a light square, they will go to the side of the room where the light strip is taped and share one way they can "continue in [Jesus's] goodness." If a dark square is pulled out, they will go stand on the side of the room with the darkness strip. If someone draws a light strip while another person is standing on the "no light" side, they can help that person move from the "no light" side to the "light" side by sharing one way we can be a light to others. Let people continue drawing squares out of the bag until all squares are gone.

Optional

Add-On:

Place a small lamp or tealight candle on the side of the room by the "light" strip, as well as a bowl filled with small treats (like yellow Skittles or yellow M&M's to represent light). Each time they go to the "light" side of the room, they can eat one of the small candies.



WEEK 32

HOLY GHOST VOICE LEVELS

Display the voice level chart and talk about what different voice levels sound like. Practice using different types of voices. Take turns choosing a voice level for everyone to use while singing "The Holy Ghost" (*Children's Songbook*, 105). Whoever's choosing the voice level can hold up a number on their fingers.

How did Joseph Smith describe the Spirit's voice in Doctrine and Covenants 85:6)? Finish by singing the song "The Holy Ghost" in a whisper. Remind them that the Holy Ghost is often very quiet.

4	OUTSIDE VOICE	
3	STRONG VOICE	
2	PARTNER TALK	
1	WHISPER	
0	SILENT	

WEEK 32

HELP FROM HOLY GHOST

Get three random items. Make sure one item is something rewarding that the kids you're teaching would want, such as a small treat, and the other two are less desirable things (an empty candy wrapper, old used dryer sheet, etc.). You can use real items or the pictures below. If cups are not available, you can just place the pictures upside-down. One person will go out of the room while the items are each put under separate upside-down cups. Choose one person to act as the Holy Ghost. When the person comes back into the room, the "Holy Ghost" will whisper to tell that person which cup is the good one. Everyone else will make loud, distracting noises.

Read and discuss Doctrine and Covenants 85:6. Talk about ways we can better hear and feel the Holy Ghost in our lives and how it will lead us to things which are much more valuable than treats.

**YEA, THUS SAITH THE STILL SMALL VOICE, WHICH
WHISPERETH THROUGH AND PIERCETH ALL THINGS,
AND OFTEN TIMES IT MAKETH MY BONES TO QUAKE...**

Doctrine and Covenants 85:6



WEEK 32

HOLY PLACES

Read and discuss Doctrine and Covenants 86:6 and Doctrine and Covenants 87:8. Then work together to fill out the chart with holy places, thoughts, and actions that can help us stay faithful through spiritual danger.

(based on idea from Come, Follow Me manual)

STAND YE IN HOLY PLACES

D&C 87:8

Holy Places

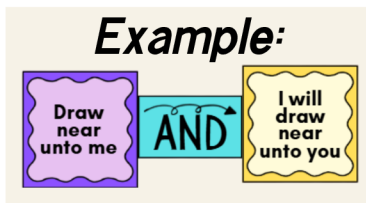
Holy Thoughts

Holy Actions

WEEK 33

CAUSE AND EFFECT

Cut out the four "and" cards and display them. Explain that Doctrine and Covenants 88:63 has four different cause and effect statements. Read the verse (multiple times if needed) and have them try to find the causes (purple cards) that match each effect (yellow cards). Match each one up like the example and discuss what each means to us.



Extension Ideas:

- After discussing, scramble the cards and see how fast they can unscramble them in the same order as the verse.
- Give everyone a chance to make up actions that could match each cause/effect. Then discuss each phrase.
- Turn the purple and yellow cards upside-down. Play a game of memory where they try to find the matching half of each cause/effect.

Draw near unto me	I will draw near unto you	AND
Seek me diligently	ye shall find me	AND
Ask	ye shall receive	AND
Knock	it shall be opened unto you	AND

* For younger kids, draw matching symbols on the cause that match each effect. Have them find the matching symbols and then discuss each phrase.

WEEK 33

DRAW NEAR TO CHRIST

Doctrine and Covenants 88:63 teaches us that if we draw near to Jesus Christ, He will draw near to us. Is church the only place where we can draw near to Christ? Discuss ways we can draw near to Jesus in any setting (searching for ways to be kind and loving to friends, being honest at school, saying prayers in your heart while you're at school, helping family members at home, participating in church, etc.). Set the following squares out in different parts of the room (either on the floor or on each of the walls). Play the music for "Nearer, My God, to Thee" (*Hymns*, no. 100) while everyone walks around the room. Stop the music at random times. When the music stops, everyone will stand next to whichever sign is closest to them. Have each person take turns sharing one way they could draw near to Christ in that setting.

Home



Church



School



**Playing
with Friends**



WEEK 33

SCRIPTURE HOP D&C 88:118

Cut apart the scripture strips on the following page and spread them out far enough in a room so that the kids will need to hop from one strip to another. Make sure to keep them in the correct order.

Have them stand by the first one and help them say the top line out loud. Explain what it means. Then have them jump to the next one and do the same thing until they've jumped on each of them, said them out loud, and discussed them one at a time.

Then have them start back at the beginning and practice saying the phrases from the verse in order, while hopping from strip to strip again. Try going a little faster each time. Repeat as many times as wanted.

These can also be used as flash cards for memorizing the verse or taped onto the wall to practice throughout the week.

In addition to doing the scripture hop, you can use these cards to aid in a discussion on what the Lord wants us to learn about, why He wants us to learn, and how we should learn. Study Doctrine and Covenants 88:77-79 to help find answers.

WHAT
?

WHY
?

HOW
?

WEEK 33

SCRIPTURE HOP D&C 88:118



YEA, SEEK YE



OUT OF THE BEST BOOKS



WORDS OF WISDOM;



SEEK LEARNING,



EVEN BY STUDY



AND ALSO BY FAITH.

WEEK 34

PLATE VERSUS GARBAGE


The Word of Wisdom teaches us that some things are good for our bodies and some things are bad for our bodies (Doctrine and Covenants 89). Give everyone two cards. On one card, they will write or draw one good thing that we can eat or do to keep our bodies healthy. On the other card, they will write or draw something that is not healthy for our bodies. Then place all of the cards together in a pile (with the picture upside-down). Set out the plate and garbage from the following pages. Take turns choosing one card from the pile. If it's a picture of something that's good for our bodies, put it on the plate. If it's a picture of something we shouldn't use, put it in the trash.

**To help them visualize that the healthy foods help us be strong and the unhealthy ones make our bodies weaker, tell them to run, skip, or hop on their way to the plate. If they get a garbage can item, have them limp or walk weakly toward the garbage can.*

After all cards have been sorted, discuss any additional healthy or unhealthy things that we learn about from the Word of Wisdom. Discuss why the Lord wants us to take good care of our bodies.

WEEK 34

PLATE VERSUS GARBAGE



WEEK 34

PLATE VERSUS GARBAGE



WEEK 34

MAKE A PLAN/ROLE PLAY

Use the chart below to make a plan for what we will do when we are tempted with alcohol or drugs. Give everyone a chance to sign their names at the bottom to show they are willing to keep the Word of Wisdom. Then take turns making up situations for each other to respond to (being offered something that is against the Word of Wisdom).

I WILL KEEP THE WORD OF WISDOM

WEEK 34

THE SPIRIT

Doctrine and Covenants 91:4 states that "the Spirit [manifests] truth." On the circle, work together to write or draw truths we have learned from the Spirit. Discuss ways we can feel the Holy Ghost teaching us what is right and true.




WEEK 35

JESUS CHRIST MATCHING

Doctrine and Covenants 93 teaches us many things about Jesus Christ. Display the picture of Jesus below and ask why it is important to learn about Him and follow Him (idea from *Come, Follow Me* manual). Read and discuss Doctrine and Covenants 93:19.

Cut apart the matching cards on the following page. Mix them up and place them upside-down. Take turns trying to find two matching cards. Each time a match is found, read the scripture verse found on that card. Tell them to listen carefully for the word that is written on that card. Then place it by the picture of Jesus and discuss what this teaches us about Him.













**To save time, skip the matching game and instead display the six pictures. Let everyone take turns choosing one picture and reading/discussing the verses.*



Doctrine and Covenants 93

WEEK 35


JESUS CHRIST MATCHING

Light  D&C 93:9	WORK  D&C 93:5	POWER!  D&C 93:17
World  D&C 93:10	BEGINNING  D&C 93:21	Son  D&C 93:13-16
Light  D&C 93:9	WORK  D&C 93:5	POWER!  D&C 93:17
World  D&C 93:10	BEGINNING  D&C 93:21	Son  D&C 93:13-16

WEEK 35

I AM A CHILD OF GOD

Cut apart the strips. Take turns choosing one, reading what is on the back side of it, and putting the puzzle together. Share thoughts on why it is important to know that we lived with Heavenly Father before we came to Earth.



Read Doctrine and Covenants 93:23, 29, 38.
Count how many times you hear the phrase
"in the beginning."

Name one thing we can learn from the song
"I Lived in Heaven" (*Children's Songbook*, 4).

Before I formed thee in the belly I knew thee;
and before thou camest forth out of the womb I
sanctified thee, and I ordained thee a prophet
unto the nations. (Jeremiah 1:5)

"Nothing will surprise us more than when we get to
heaven and see the Father and realize how well
we know Him and how familiar His face is to us."
-Ezra Taft Benson

"Spiritually you are of noble birth, the
offspring of the King of heaven. Fix that truth
in your mind and hold to it."
Boyd K. Packer

WEEK 35

LIGHT AND TRUTH SCRIPTURES

Work together to read the scripture verses and fill in the blanks.
Discuss each one in as much depth as needed.

DOCTRINE AND COVENANTS 93:28

HE THAT KEEPETH HIS
COMMANDMENTS
RECEIVETH _____ AND
_____, UNTIL HE IS
GLORIFIED IN TRUTH AND
KNOWETH ALL THINGS.

DOCTRINE AND COVENANTS 93:24

AND TRUTH IS
KNOWLEDGE OF THINGS
AS THEY _____, AND
AS THEY _____, AND
AS THEY _____
_____.

DOCTRINE AND COVENANTS 93:37

LIGHT AND TRUTH
FORSAKE THAT
_____.

DOCTRINE AND COVENANTS 93:39

AND THAT WICKED ONE
COMETH AND TAKETH
AWAY _____ AND
_____, THROUGH
_____, FROM
THE CHILDREN OF MEN...

WEEK 36

TEMPLES

Ask the kids to fill in the blank: "The temple is the house of the _____" (Lord). Read and discuss Doctrine and Covenants 95:8 and Doctrine and Covenants 97:15–16.

Cut out the oval mat on the following page and use it in the way that best fits the setting and needs of the kids you are teaching.

Some ideas include:


- Let everyone write or draw pictures on the mat of things we know about Jesus/why He's important to us/how the temple points us to Him/etc.
- Write summaries of what Doctrine and Covenants 95:8 and Doctrine and Covenants 97:15–16 teach us.
- Give kids a chance to build their own temple on the oval mat base using materials such as:
 - sugar cubes with frosting for glue
 - candy bricks
 - toy blocks
 - popsicle sticks
 - paper
 - anything else you can think of!
- If building a temple on the mat, make sure it is built on top of the picture of Christ and remind them that this is the Lord's house. We can feel His power in the temple and receive extra help from Heavenly Father and Jesus Christ when we make covenants there and then keep those covenants.

If kids are using materials to build a temple, they can cut out an Angel Moroni to place on the top of the temple.



Doctrine and Covenants 94-97

WEEK 36



WEEK 36

COVENANTS AND BLESSINGS

When Hyrum Smith heard that a field had been chosen as the place to build the Kirtland temple, he grabbed some tools and ran to the field. He stated, "We are preparing to build a house for the Lord, and I am determined to be the first at the work" (*in Teachings of Presidents of the Church: Joseph Smith* [2007], 271, 273). He knew temples were important and was ready to make sacrifices in order to make it possible for himself and others to have a temple they could attend. Other Saints made sacrifices to build this temple as well. Read and discuss Doctrine and Covenants 97:12.

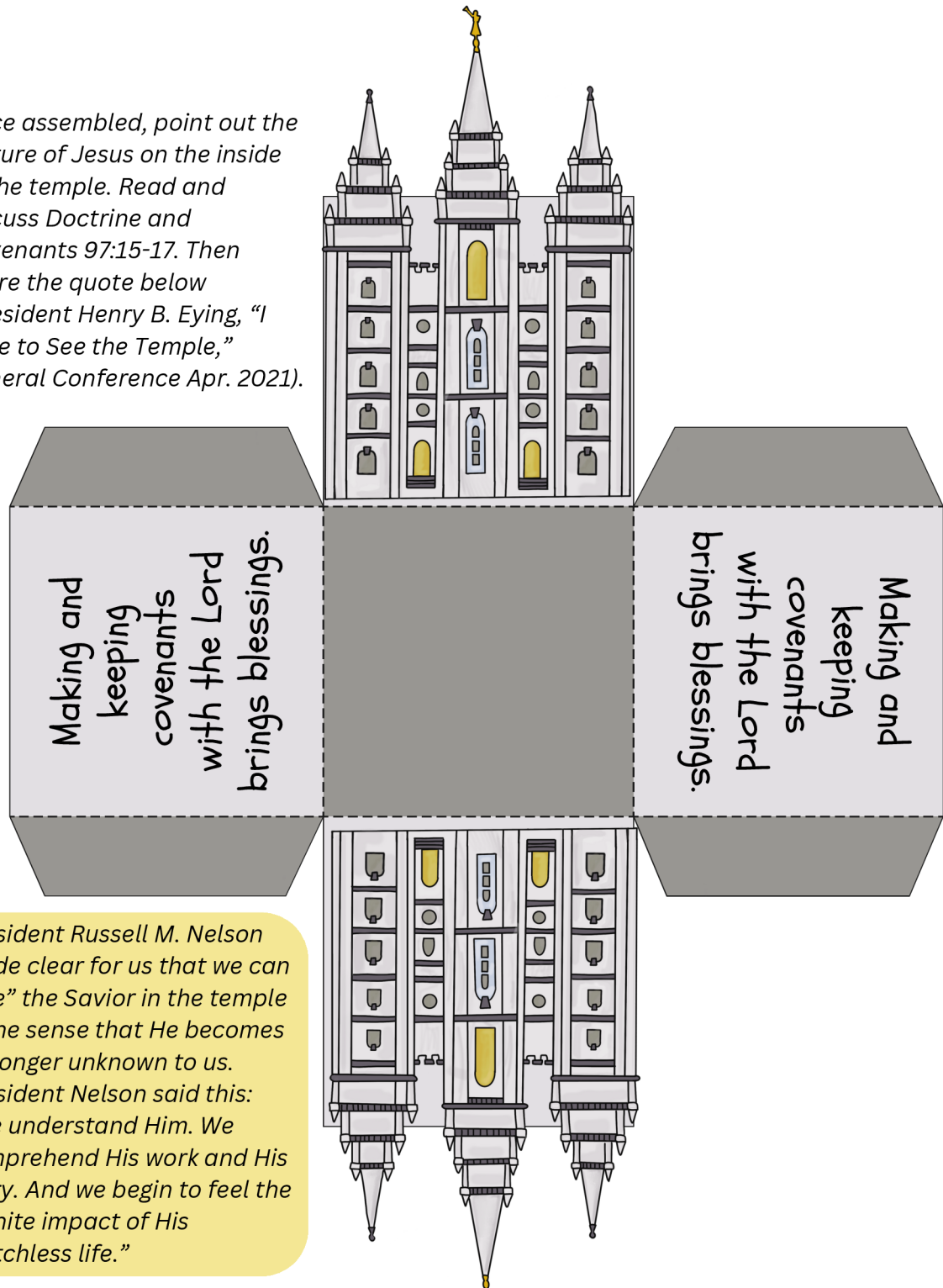
Making and keeping covenants requires sacrifices from us, but we will always receive blessings from doing so. Assemble the temple on the following page. Cut out the gift pieces and place them inside of the temple. Let each person take turns naming one sacrifice they'll make to prepare to go to the temple. After sharing their response, they will pull one of the gifts out of the temple. Discuss each blessing that we can get from making and keeping covenants in the temple.

Wording on presents comes from General Handbook, 27.2. This section of the handbook also discusses temple ordinances and covenants in more detail.



WEEK 36

Once assembled, point out the picture of Jesus on the inside of the temple. Read and discuss Doctrine and Covenants 97:15-17. Then share the quote below (President Henry B. Eying, “I Love to See the Temple,” General Conference Apr. 2021).



President Russell M. Nelson made clear for us that we can “see” the Savior in the temple in the sense that He becomes no longer unknown to us. President Nelson said this: “We understand Him. We comprehend His work and His glory. And we begin to feel the infinite impact of His matchless life.”



WEEK 36

PURE HEARTS

Cut out the letters below. Instruct them to work together to unscramble only the totally **clean** letters to spell a word. They can throw away any letters that are not clean. Show the pink card and read Doctrine and Covenants 97:21. Help them understand what the word "pure" means and discuss how our hearts can become pure.




**FOR THIS IS ZION –
THE _____
IN HEART.**

Doctrine and Covenants 97:21

WEEK 37

TRIALS TURN TO BLESSINGS

Cut apart the squares below. Place them in a bowl for kids to pull from. On the numbered white side of each square, the kids will write or draw an example of a challenge they have faced or a trial that someone their age might face. After sharing what they wrote, they will glue it onto the grid on the next page.



**When gluing these pieces onto the chart on the following page, make sure the number is facing the correct direction so the image is correct when the puzzle is complete. Glue each piece onto the correct corresponding number spot on the chart. The white side will be glued onto the paper, and the colored side will be facing up.*

**Kids will write/draw challenges and trials on the white side of each piece. Then they will glue each piece onto the chart on the following page. When the final picture is revealed, emphasize that the Lord can turn our trials into blessings. Discuss Doctrine and Covenants 98:1-3. Share examples of ways our trials might be turned to blessings.*



4	3	2	1
8	7	6	5
12	11	10	9
16	15	14	13

WEEK 37

TRIALS TURN TO BLESSINGS

"...all things wherewith you have been afflicted shall work together for your good, and to my name's glory, saith the Lord."

Doctrine and Covenants 98:3

1	2	3	4
5	6	7	8
9	10	11	12
13	14	15	16

Doctrine and Covenants 98-101

WEEK 37

"BE STILL" CHALLENGE

Display the sign below and have everyone practice being still by turning voices off and not moving around. Challenge them to close their eyes and think about Jesus. Play a song in the background, such as "Reverently, Quietly" or "To Think about Jesus" (*Children's Songbook*, 26, 71), and tell them to pay close attention to peaceful feelings they have while doing this. If doing this with older kids, encourage them to think of words to describe the feelings they have as they silently think about Jesus and write them on the back of the sign. Discuss ways we can "be still" and feel these peaceful feelings during prayers or while taking the sacrament.

**If doing this with younger kids or kids who have shorter attention spans, start by letting everyone wiggle around. Then ask them to stop moving when you hold up the sign. See who can stop the quickest and be the most still and quiet. Repeat a few times.*

**BE STILL AND
KNOW THAT
I AM GOD.**




Doctrine and Covenants 101:16

WEEK 37

JOY FROM JESUS

Doctrine and Covenants 101:23–32 teaches us about some joyful things that will happen when Jesus comes again. Give each person a smiley face and read these verses out loud. Each time they hear something that is a joyful thing, they will hold their smiley face up. Remind them that the Second Coming of Jesus Christ will be a happy time. If doing this with older kids, they could write the joyful things that will happen on the smiley faces.



Doctrine and Covenants 98-101


WEEK 38

MYSTERY BAG SHARING


Read and discuss Doctrine and Covenants 104:13–18. Talk about what the word “abundance” means and why the Lord would want us to share what we have if we have more than we need. Tape the “Mystery Bag” labels onto 3 different paper bags that you cannot see through. Fill one of them up with an “abundance” of a treat or other items. Leave the other two bags empty (but puff them up so it looks like they are not empty). If you do not want to use real treats, you can cut out the paper cookies on the following page. Display the mystery bags on the table. Let three different people choose a bag number without touching the bag in any way. Have them open their bags to see what they got. What do you think the Lord would want the person who got an abundance of items to do? Give them a chance to share with others who got nothing.

**If doing this with younger kids or kids who might struggle with the idea of sharing, it could be a good idea to instead just have an adult hold a bag full of treats. Ask the kids how they would feel if the adult chose to share those treats. Then share the treats with everyone and talk about how great it feels to help others.*


MYSTERY
BAG #3



MYSTERY
BAG #2



MYSTERY
BAG #1



WEEK 38

MYSTERY BAG SHARING

**If you prefer to use real items for this activity, some things you could put in the bags include: stickers, Hershey's Kisses or another small treat, small pieces of fruits or vegetables, mini cookies, or small trinket toys.*



Doctrine and Covenants 102-105

WEEK 38

PEACEMAKER ROLE PLAY

Read Doctrine and Covenants 105:38–40. Tell them to listen carefully and hold up a peace sign on their fingers each time they hear the word “peace.” The Lord wanted the Saints in Joseph Smith’s time to be peacemakers, and He also wants us to be peacemakers. Let each person take turns choosing one of the cards below and role-playing how they could respond.

For younger kids: Cut apart the pieces and place them in a circle around the room. Play music (such as “Jesus Said Love Everyone” or “Count Your Blessings”) while everyone walks around the circle. Stop the music at random times and have each person look at the piece they’re closest to. They will role-play how they could respond to that situation. Repeat for multiple rounds.

SOMEONE INTERRUPTED
YOU WHILE YOU WERE
TALKING, AND IT MADE
YOU REALLY UPSET.
WHAT COULD YOU DO?

THERE IS ONLY ONE
COOKIE LEFT. YOU AND
YOUR SIBLING BOTH
WANT IT. WHAT
COULD YOU DO?

TWO FRIENDS ARE
SAYING MEAN THINGS
TO EACH OTHER. WHAT
COULD YOU DO?

A FRIEND
ACCIDENTALLY BROKE
SOMETHING THAT WAS
IMPORTANT TO YOU.
WHAT COULD YOU DO?


A KID AT SCHOOL
IS MAKING FUN OF
ANOTHER STUDENT FOR
ANSWERING A QUESTION
WRONG. WHAT
COULD YOU DO?

YOU MADE A MISTAKE
AND WERE UNKIND TO
SOMEONE. WHAT COULD
YOU DO NOW?

WEEK 38

ZION'S CAMP BOOKLET

Cut out the pages for this "Zion's Camp" booklet. Let kids color the pages. Assemble the booklet by stapling the left edges together. Then read and discuss. Words are based on the story as told in *Saints*, 1:194–206.



In 1834, a revelation to Joseph Smith called on the Saints to march to Missouri. Some people were not being kind to the Saints that lived there. They were trying to make these Saints leave the land that they lived on. They needed help!

staple book together here



ZION'S
CAMP

D&C 105:38-40

art by theredcrystal.org

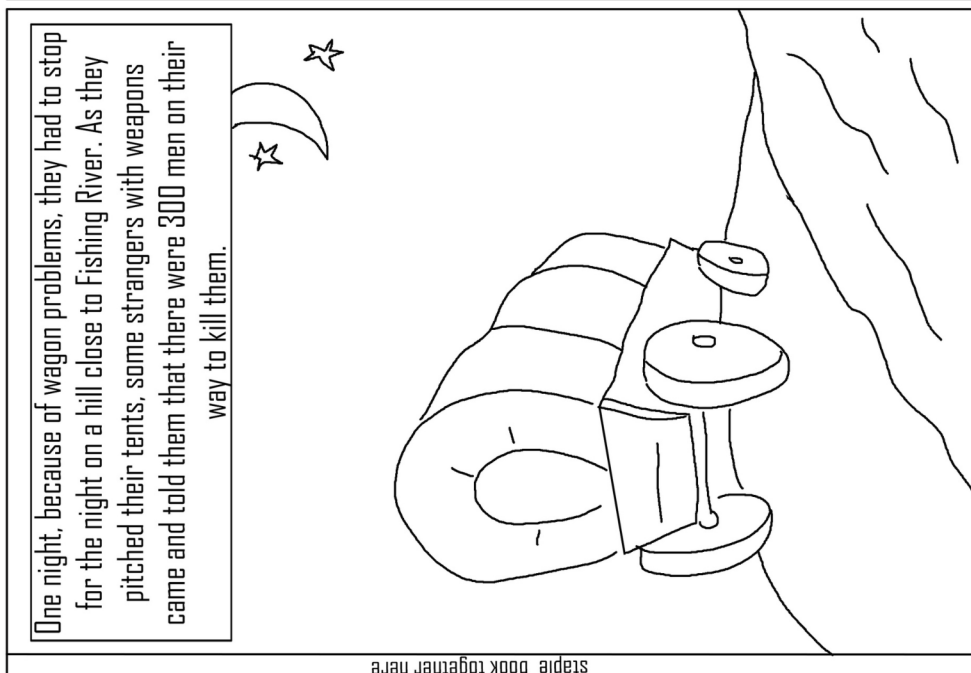

WEEK 38

ZION'S CAMP BOOKLET

<p>A small band made of men, as well as some women and children, was formed. This band was called the Camp of Israel, later known as Zion's Camp. They wanted to keep the Saints in Missouri safe from their enemies and restore them to their land.</p>	
	<p>As they marched toward their friends, they faced many problems, such as crossing large rivers and having difficulties finding clean water and good food. They marched for many miles, and it took them over one month to get there!</p>


WEEK 38

ZION'S CAMP BOOKLET




WEEK 38

ZION'S CAMP BOOKLET



WEEK 38

ZION'S CAMP BOOKLET

<p>One lesson this story teaches us is that the Lord wants us to be peaceful and work together instead of arguing and fighting.</p>	
<p>Draw a picture of one way you can be a peacemaker.</p>	

WEEK 38

MULTIPLICITY OF BLESSINGS

Attach the strips to make one long strip starting at 1 and ending at 131,072. Accordion-fold the strips so they can only see the number 1 to begin with. Ask what 1 becomes if you multiply it by two (double it). What if you multiply that number by two? Continue asking this and show them the answers one at a time. Discuss how quickly those numbers grow when you multiply them. Doctrine and Covenants 104:42 teaches that the Lord promises a "multiplicity of blessings" to us if we are faithful in keeping His commandments. Discuss some of the great blessings we might receive when we follow the commandments. Remind them that the Lord loves us and wants to give us as many blessings as possible!

1	64	4,096
2	128	8,192
4	256	16,384
8	512	32,768
16	1,024	65,536
32	2,048	131,072

WEEK 39

BLESSINGS FROM PRIESTHOOD

After reading Doctrine and Covenants 107:18–19, split up into two teams. Set a timer for two minutes and have the teams race to see who can write or draw the most blessings they can think of that come from the priesthood on their recording sheets.

TEAM 1

Blessings that come from
the priesthood:

TEAM 2

Blessings that come from
the priesthood:

WEEK 39

CAREFUL VS. CASUAL

Assemble the train and train tracks on the following pages. Place the train on top of one of the train tracks. Show them how you can carefully push the train along the tracks. Demonstrate how the train will fall off of the tracks if you are not careful. Read Doctrine and Covenants 108:3 and tell them to raise their hand if they hear the word "careful." Explain that the word "vows" means covenants. Discuss covenants we have made or will make at baptism. Talk about ways we can carefully keep those covenants.

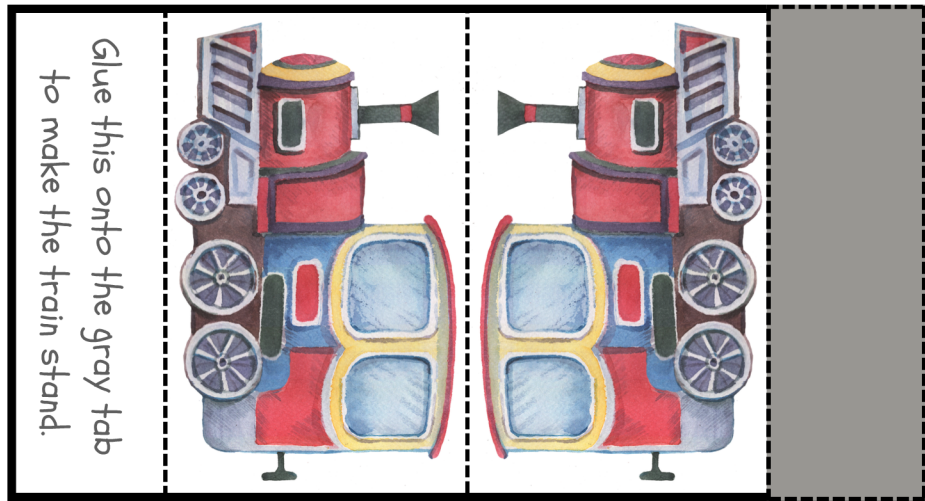
Becky Craven has taught that "...we must strive with all diligence to stay firmly on the path that leads us safely to our Savior" ("Careful versus Casual," *Ensign or Liahona*, May 2019, 9–11). Let one person choose the first track for the train to travel on. Read the question on the side. Take turns answering the questions. With each answer, the person who responded can carefully move the train along the track. Keep adding tracks and answering all of the questions, giving everyone a chance to share thoughts as they move the train carefully along its path.

Place the "Final Destination" sign at the end of all of the train tracks. After all questions have been asked and the train has reached the end of the tracks, testify of the blessings we receive for being careful and intentional in the way we keep our covenants.



WEEK 39

CAREFUL VS. CASUAL



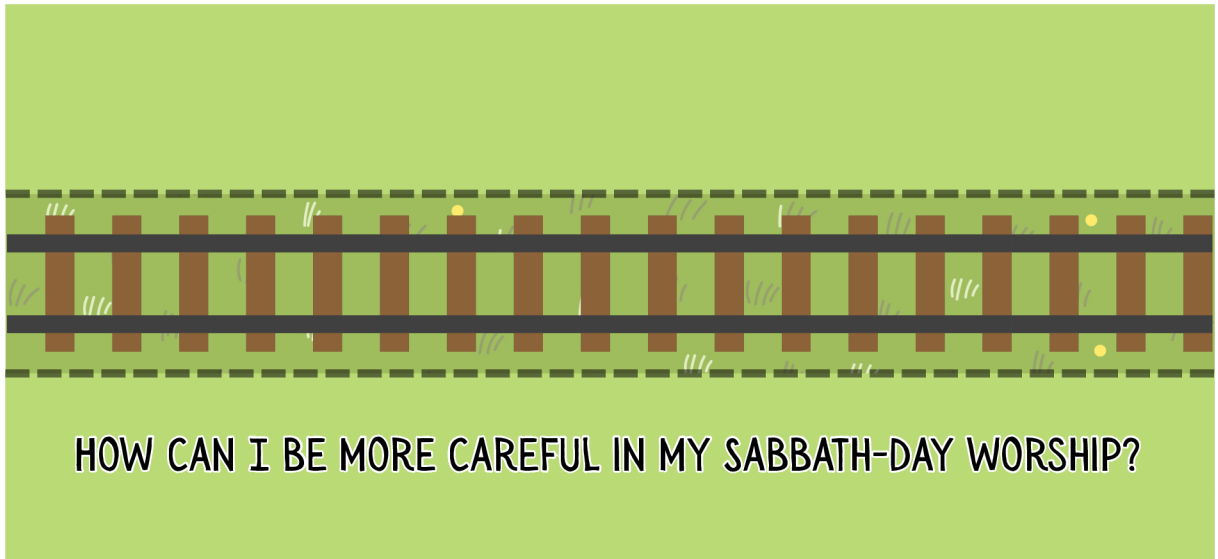
Fold the dotted lines and glue the bottom tab to make the train stand.

Fold along the dotted lines on the sides of the train track to make it stand up. Then you can set the train on top of the tracks and carefully travel through the path while discussing each question.



WEEK 39


CAREFUL VS. CASUAL



Extension for Older Kids: Cut off the bottom strips that have the “How can I be more careful...” questions on them. Glue each onto the top of a sheet of paper. Pass the papers around and let everyone write answers to each question. Have everyone share a few of their favorite ideas on the paper they have at the end.

WEEK 39

CAREFUL VS. CASUAL



HOW CAN I BE MORE CAREFUL IN MY PRAYERS?



HOW CAN I BE MORE CAREFUL IN MY SCRIPTURE STUDY?

WEEK 39

CAREFUL VS. CASUAL



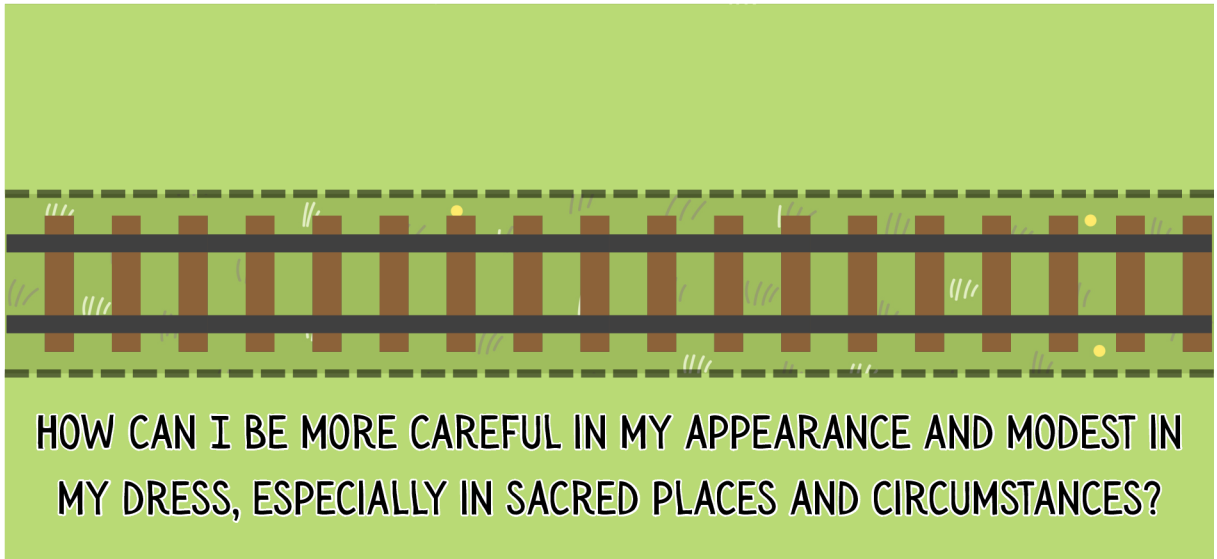
HOW CAN I BE MORE CAREFUL IN MY STUDY OF
COME, FOLLOW ME?



HOW CAN I MORE CAREFULLY LIVE
THE COVENANTS I MADE AT BAPTISM?

WEEK 39

CAREFUL VS. CASUAL



**Questions on train tracks have been adapted from Sister Becky Craven's talk "Careful versus Casual" (Ensign or Liahona, May 2019, 9–11).*

WEEK 39

CAREFUL VS. CASUAL

Fold the dotted lines and glue the bottom tab to make the sign stand. Place this sign at the end of all of the train tracks. After all questions have been asked and the train has reached the end of the tracks, reread D&C 108:3. Testify of the blessings we receive for being careful and intentional in the way we keep our covenants. Encourage everyone to choose one specific way they will focus on more carefully keeping their covenants this week.





WEEK 39

FIRST PRESIDENCY

Write the names or draw pictures of the members of the First Presidency. Read and discuss Doctrine and Covenants 107:22. On the back of the picture, take turns writing ways we can sustain these people in their calling.



THE FIRST PRESIDENCY

Doctrine and Covenants 106-108

BONUS

BONUS CONFERENCE ACTIVITY

Put these labels on bags of small treats. Whenever someone talks about Jesus during General Conference, get a treat from the bag.



thank you

Thank you to Crystal from
theredcrystal.org for her help in
creating many of the illustrations
for these activities!

Thank you to Hannah and Lucy
for many great activity ideas!



READY-TO-USE



COME, FOLLOW ME

**Hands-On
Learning**

www.comefollowmekid.com