



READY-TO-USE



COME, FOLLOW ME

**Hands-On
Learning**

WEEKS 40-52

Doctrine and Covenants 109-138

www.comefollowmekid.com



Printable PAGES

Feel free to print and use any or all of the following pages to aid in teaching children.

If you would like to save on ink and purchase a physical copy of a book containing all of these ready-to-use activities, please visit our website (www.comefollowmekid.com).

www.comefollowmekid.com

WEEK 40




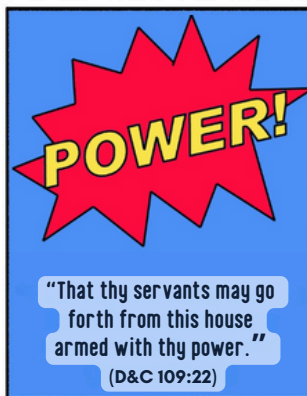
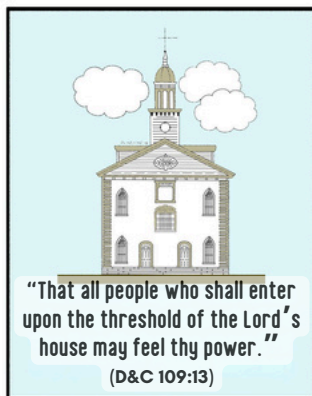
TEMPLE BLESSINGS

The dedicatory prayer for the Kirtland temple is found in Doctrine and Covenants 109. This prayer describes many incredible blessings we can receive from the temple.

Use the picture cards to play memory, charades, or Pictionary.

Memory: Place both sets of cards upside-down. Take turns finding matches. As each is found, discuss how wonderful that blessing is!

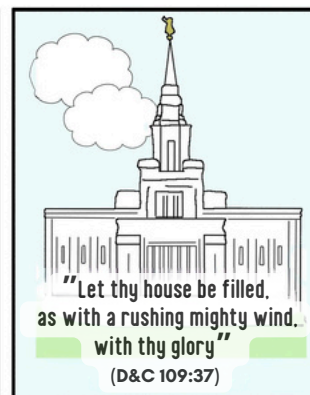


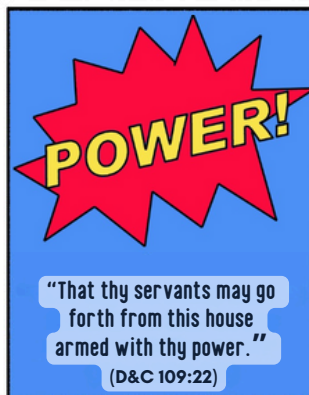
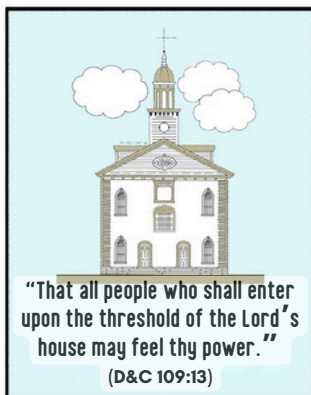
Charades/Pictionary: Show and discuss each of the cards. Then put them in a bag. Have people take turns drawing one out to either act out or draw for others to guess the blessing.



By the red crystal.org
&
comefollowmekid.com

WEEK 40

TEMPLE BLESSINGS



By the red crystal.org
&
comefollowmekid.com

Extension: Read these phrases out loud and see who can figure out what goes in the blank for each temple blessing.

"...THAT THY NAME MAY BE UPON THEM, AND THY _____ BE ROUND ABOUT THEM..." (D&C 109:22)

"...THAT ALL PEOPLE WHO SHALL ENTER UPON THE THRESHOLD OF THE LORD'S HOUSE MAY FEEL THY _____" (D&C 109:13)

"...THAT THY SERVANTS MAY GO FORTH FROM THIS HOUSE _____ WITH THY POWER..." (D&C 109:22)

THAT "THINE _____ HAVE CHARGE OVER THEM" (D&C 109:22)

"AND LET THY HOUSE BE FILLED, AS WITH A RUSHING MIGHTY _____, WITH THY GLORY." (D&C 109:37)

WEEK 40

PRIESTHOOD KEYS

Discuss what keys do. Before gluing the labels on, take turns holding the key and naming some things keys can unlock (doors, cars, secret diaries, etc.). Then read Doctrine and Covenants 110:11–16 out loud. Tell everyone to listen carefully for the word “keys” and point to the key when they hear it. Glue the “Priesthood Keys” label onto the top of the key and discuss what that means. Then glue the description strips on while discussing specific things that can happen on Earth through priesthood keys.




Doctrine and Covenants 109-110

WEEK 40

PRIESTHOOD KEYS

What blessings do the priesthood keys unlock? Display the four rectangles on the following pages. Let kids take turns pretending to unlock them one at a time using the key from the previous page. As each is “unlocked,” read and discuss the quote on it.



THE PERFORMANCE OF EVERY
ORDINANCE OF SALVATION COMPRISING
OUR COVENANT PATHWAY BACK TO THE
PRESENCE OF OUR FATHER IN HEAVEN
REQUIRES APPROPRIATE GOVERNANCE
THROUGH PRIESTHOOD KEYS.

(Elder Gary E. Stevenson, “Where Are
the Keys and Authority of the
Priesthood,” April 2016)




THE LORD HAS SHOWN US THAT HE WILL
NOT LEAVE US STANDING IN THE BITTER
COLD WITHOUT KEYS OR AUTHORITY TO
LEAD US SAFELY HOME TO HIM.

(Elder Gary E. Stevenson, “Where Are
the Keys and Authority of the
Priesthood,” April 2016)


WEEK 40

PRIESTHOOD KEYS



I TESTIFY THAT PRIESTHOOD
AUTHORITY AND PRIESTHOOD KEYS
START THE ENGINE, OPEN THE GATES OF
HEAVEN, FACILITATE HEAVENLY POWER,
AND PAVE THE COVENANT PATHWAY BACK
TO OUR LOVING HEAVENLY FATHER.

(Elder Gary E. Stevenson, "Where Are
the Keys and Authority of the
Priesthood," April 2016)



...MY HEART IS FILLED WITH
OVERWHELMING GRATITUDE FOR THE
RESTORATION OF PRIESTHOOD
AUTHORITY AND PRIESTHOOD KEYS.
WITHOUT THIS RESTORATION, WE WOULD
BE LOCKED OUT FROM THE VEHICLE
NECESSARY TO TRANSPORT US ON OUR
JOURNEY HOME TO LOVING
HEAVENLY PARENTS.

(Elder Gary E. Stevenson, "Where Are
the Keys and Authority of the
Priesthood," April 2016)

WEEK 40

ANCESTOR BOOK

Read and discuss Doctrine and Covenants 110:15 together. If doing this with your own family, help the kids research ancestors, fill out pages for them, and staple together to create an "Ancestor Book."

<div data-bbox="320 772 745 1171"><p>♥ My ♥ Ancestor Book</p></div>	<div data-bbox="921 741 1405 823"><p>Name</p></div> <div data-bbox="921 854 1405 1252"><p>Picture</p></div>
<div data-bbox="303 1314 788 1396"><p>Name</p></div> <div data-bbox="303 1426 788 1825"><p>Picture</p></div>	<div data-bbox="921 1314 1405 1396"><p>Name</p></div> <div data-bbox="921 1426 1405 1825"><p>Picture</p></div>

About This Person:

About This Person:

About This Person:

About This Person:

WEEK 40

ANCESTOR BOOK

Read and discuss Doctrine and Covenants 110:15 together. If doing this with your own family, help the kids research ancestors, fill out pages for them, and staple together to create an "Ancestor Book."

<div>Name</div> <div>Picture</div>	<div>Name</div> <div>Picture</div>
<div>Name</div> <div>Picture</div>	<div>Name</div> <div>Picture</div>

About This Person:

About This Person:

About This Person:

About This Person:

WEEK 40

ANCESTOR BOOK

Read and discuss Doctrine and Covenants 110:15 together. If doing this with your own family, help the kids research ancestors, fill out pages for them, and staple together to create an "Ancestor Book."

<div>Name</div> <div>Picture</div>	<div>Name</div> <div>Picture</div>
<div>Name</div> <div>Picture</div>	<div>Name</div> <div>Picture</div>

About This Person:

About This Person:


About This Person:

About This Person:

WEEK 41

TREASURING THINGS OF GOD

Read Doctrine and Covenants 111:2, 10–11. How can we treasure things of God more than worldly treasures? Tape the numbered circles onto the bottom of chocolate gold coins. Each person will take turns choosing one out of a bowl (or a small treasure box if you have one) and answering the corresponding question from the chart on the following page.



Doctrine and Covenants 111-114

WEEK 41

**The circle pieces on the previous page can just be placed upside-down on a table if you prefer to do this without the chocolate coins.*

TREASURING THINGS OF GOD

- 1 How can we treasure things of God more than things of the world?
- 2 Why is the Atonement of Jesus Christ a valuable treasure to you?
- 3 Name a scripture verse or scripture story that is a treasure to you.
- 4 Name one reason why going to church can be a treasure to you.
- 5 Name one way personal prayer can be a treasure to you.
- 6 Name one reason why the sacrament is a treasure to you.
- 7 Name one reason why temples are a treasure to you.
- 8 Name one way scriptures can be a treasure to you.



WEEK 41

SCRIPTURE HOP D&C 112:10

Cut apart the scripture strips on the following page and spread them out far enough in a room so that the kids will need to hop from one strip to another. Make sure to keep them in the correct order.

Have them stand by the first one and help them say the top line out loud. Explain what it means. Then have them jump to the next one and do the same thing until they've jumped on each of them, said them out loud, and discussed them one at a time.

Then have them start back at the beginning and practice saying the phrases from the verse in order, while hopping from strip to strip again. Try going a little faster each time. Repeat as many times as wanted.

These can also be used as flash cards for memorizing the verse or taped onto the wall to practice throughout the week.

Extension: Write or draw pictures of blessings this verse promises us if we are humble and turn to Him.

♥ IF I HUMBLY TURN TO THE LORD: ♥

WEEK 41


SCRIPTURE HOP D&C 112:10



BE THOU HUMBLE;



AND THE LORD THY GOD



SHALL LEAD THEE
BY THE HAND,



AND GIVE THEE ANSWER



TO THY PRAYERS.

WEEK 42


CHURCH OF JESUS CHRIST

Read Doctrine and Covenants 115:4. Cut apart each of the pieces below and scramble them. Let everyone work together to unscramble the words to show the name of the church (The Church of Jesus Christ of Latter-Day Saints). Spend a little time talking about what each of the words means.

THE



Church




Saints

of

Jesus



Christ



of
Latter-Day

WEEK 42

MEANING OF THE NAME

Extension for Older Kids: Match Elder Ballard's explanations of the words/phrases to the pictures on the previous page. Read and discuss each. You could hide these around the room and discuss each as it is found, assign phrases to different people to teach everyone else about, or simply talk about them one at a time.

Wording from Elder M. Russell Ballard,
"The Importance of a Name,"
October 2011.

The word THE indicates the unique position of the restored Church among the religions of the world.

OF LATTER-DAY explains that it is the same Church as the Church that Jesus Christ established during His mortal ministry but restored in these latter days. We know there was a falling away, or an apostasy, necessitating the Restoration of His true and complete Church in our time.

The words CHURCH OF JESUS CHRIST declare that it is His Church. In the Book of Mormon, Jesus taught: "And how be it my church save it be called in my name? For if a church be called in Moses' name then it be Moses' church; or if it be called in the name of a man [like Mormon] then it be the church of a man; but if it be called in my name then it is my church, if it so be that they are built upon my gospel" (3 Nephi 27:8).

SAINTS means that its members follow Him and strive to do His will, keep His commandments, and prepare once again to live with Him and our Heavenly Father in the future. SAINT simply refers to those who seek to make their lives holy by covenanting to follow Christ.

WEEK 42

REFUGE FROM THE STORM

Display the picture below. Explain that it shows a freezing storm.

Ask: If you were stuck outside in a cold storm, how would you feel? Imagine that there is freezing cold rain falling from the sky, some of it so cold that it turns to snow. You have no jacket or source of warmth or protection.

Spiritual Storms: What types of spiritual storms might we face in our lives?

(continue with instructions on following page)



WEEK 42

REFUGE FROM THE STORM

Read and discuss Doctrine and Covenants 115:6. Cut out the "refuge" picture below and glue it onto the storm picture on the previous page. Have them imagine that this refuge is filled with heat, food, and everything they might need. It is strong enough to withstand any storm. Discuss how the Savior and His church can be like a refuge from the storm.

And that the gathering together upon the land of Zion, and upon her stakes, may be for a defense, and for a refuge from the storm, and from wrath when it shall be poured out without mixture upon the whole earth.
Doctrine and Covenants 115:6



***Extension:** Let each person write their names inside of the refuge to represent the safety they have in their lives if they follow Christ. Then encourage them to think of the name of another person in need (a friend, neighbor, etc.) that they would like to invite into the refuge. Let them write that name inside. If prompted, encourage them to kindly invite a friend to church who does not usually come.*

Doctrine and Covenants 115-120

WEEK 42

TITHING WALK

Cut each card apart and place them in different areas of the room or tape them on the walls of a hallway in order. Have everyone walk in order from one number to the next. Read/discuss each card as you get to it. Do any activities the cards instruct you to do.

1 1/10 IS GIVEN TO THE LORD.

THE LAW OF TITHING TEACHES US TO GIVE ONE-TENTH OF ALL WE EARN BACK TO THE LORD. PRETEND YOU JUST EARNED THE DOLLAR BILLS BELOW. CUT OUT HOW MANY DOLLAR BILLS YOU'D NEED TO PAY FOR TITHING. GLUE THEM BY THE PICTURE OF JESUS CHRIST TO REPRESENT GIVING THEM TO HIM.



Doctrine and Covenants 115-120

WEEK 42

TITHING WALK


2 TITHING SLIP

WHEN WE PAY OUR TITHING, WE FILL OUT A TITHING SLIP. PRACTICE FILLING OUT THE TITHING SLIP BELOW.

Tithing and Other Offerings	
Date	Ward or Branch
Name (Last, First, Middle)	
Membership Record Number	
Tithing	\$
Fast Offering	\$
General Missionary	\$
Ward Missionary	\$
Humanitarian Aid	\$
Other	\$
Total	\$

3 ENVELOPE

AFTER YOU'VE FILLED OUT YOUR TITHING SLIP, YOU PLACE IT IN AN ENVELOPE. PRETEND TO PUT YOUR TITHING SLIP INSIDE THIS ENVELOPE.



WEEK 42

TITHING WALK

4 BISHOP

ONCE YOUR TITHING SLIP AND ENVELOPE ARE READY, YOU CAN GIVE IT TO THE BISHOP! PRETEND TO GIVE YOUR TITHING ENVELOPE TO YOUR BISHOP.



5 HOW IS THE MONEY USED?

TITHING MONEY IS USED FOR MANY GOOD THINGS, LIKE:

- HELPING PEOPLE IN NEED
- HELPING BUILD TEMPLES
- HELPING BUILD CHURCH BUILDINGS



True or False: A bishop can use your tithing money to buy himself a trampoline. (False!)

6 BLESSINGS FOR PAYING TITHING

DRAW PICTURES OR WRITE WAYS WE MIGHT BE BLESSED BY HEAVENLY FATHER WHEN WE PAY OUR TITHING:

WEEK 43


HIGH POWER/LOW POWER

Explain that we can receive “the powers of heaven” (D&C 121:36) in our lives when we are righteous. Tape the “High Power” sign from the following page onto one side of the room and the “Low Power” sign onto the opposite side of the room. Cut apart the cards below. Let everyone take turns picking one and decide if it would give us low or high power. Everyone will go to whichever side of the room represents that card. Talk about ways we can feel more of God’s power in our lives.

Righteousness and truth D&C 121:46	Loving others D&C 121:41	Trying to control others in an unrighteous way D&C 121:37
Persecuting (being mean to) others D&C 121:38	Fighting against God D&C 121:38	Being gentle and meek D&C 121:41
Covering our sins (lying about mistakes) D&C 121:37	Kindness D&C 121:42	Being full of charity (love) towards all D&C 121:45
Letting virtue garnish our thoughts (having good and pure thoughts) D&C 121:45	Having and listening to the Holy Ghost D&C 121:46	Caring more about what people in the world think than what God thinks. D&C 121:35

WEEK 43

HIGH POWER/LOW POWER



WEEK 43

PEACE DURING HARD TIMES

Place the “We can find peace in the Savior during hard times” card on the table. Discuss what it means and how Jesus can give us peace through difficulties. Share some of the difficulties Joseph Smith faced during his time in Liberty Jail. Place a “Difficult Times” card on top of the peace in the Savior card to represent these difficulties.

Then read Doctrine and Covenants 122:7–9. Have everyone listen carefully, and each time they hear a specific difficult thing that might happen to someone, they can place another “Difficult Times” card on top of the Savior card. Children can also share specific difficult things they might go through in their own lives as they place more “Difficult Times” cards on the pile.

Discuss how life might feel dark during difficult times, but the Savior can help us find peace. Read Doctrine and Covenants 121:1–9. Clear the “Difficult Times” cards off of the Savior card while discussing how the Savior helped Joseph Smith feel peace.





WEEK 43

PEACE DURING HARD TIMES

DIFFICULT TIMES	DIFFICULT TIMES	DIFFICULT TIMES
DIFFICULT TIMES	DIFFICULT TIMES	DIFFICULT TIMES
DIFFICULT TIMES	DIFFICULT TIMES	DIFFICULT TIMES

WEEK 43

TRIAL QUOTES

Discuss the scriptures and quote below in the way that you feel is best for the kids you teach. You could hide them in a room and discuss each as it is found or just choose one from a pile to discuss one at a time.

Doctrine and Covenants 121:7-8

...Peace be unto thy soul: thine adversity and thine afflictions shall be but a small moment;

And then, if thou endure it well, God shall exalt thee on high: thou shalt triumph over all thy foes.

President Dallin H. Oaks:

We might even say that having descended beneath it all, [Jesus Christ] is perfectly positioned to lift us and give us the strength we need to endure our afflictions.

Doctrine and Covenants 122:7

... all these things shall give thee experience, and shall be for thy *good*

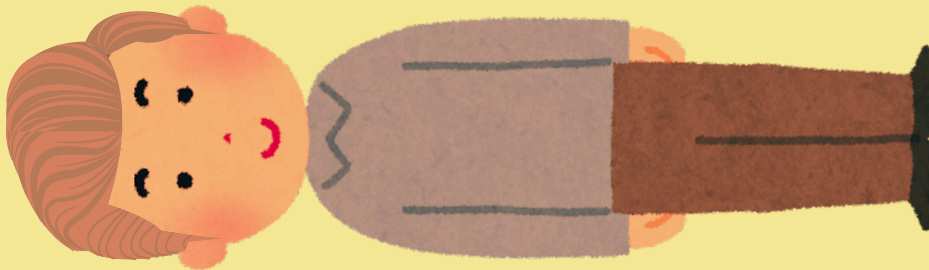
Doctrine and Covenants 122:9

...fear not what man can do, for God shall be with you forever and ever.

WEEK 44

EXAMPLES OF INTEGRITY

Display the pictures of Hyrum Smith and George Miller and read the verses by each person. Why did the Lord say He loved Hyrum Smith? Why did the Lord say George Miller is trusted? Because of their integrity! Read the definition of integrity from *For the Strength of Youth: A Guide for Making Choices* and discuss how we can live our lives with integrity. Share examples of times when we've shown integrity.




AND AGAIN, VERILY I
SAY UNTO YOU, BLESSED
IS MY SERVANT HYRUM
SMITH; FOR I, THE LORD,
LOVE HIM BECAUSE OF
THE INTEGRITY OF HIS
HEART, AND BECAUSE HE
LOVETH THAT WHICH IS
RIGHT BEFORE ME,
SAITH THE LORD.

Doctrine and Covenants 124:15

HYRUM SMITH

WEEK 44

EXAMPLES OF INTEGRITY



AND AGAIN, VERILY I SAY
UNTO YOU, MY SERVANT
GEORGE MILLER IS
WITHOUT GUILF; HE MAY
BE TRUSTED BECAUSE OF
THE INTEGRITY OF HIS
HEART; AND FOR THE LOVE
WHICH HE HAS TO MY
TESTIMONY I, THE LORD,
LOVE HIM.

Doctrine and Covenants 124:20

GEORGE MILLER

LIVING WITH INTEGRITY MEANS THAT YOU LOVE TRUTH WITH ALL YOUR HEART—
MORE THAN YOU LOVE PERSONAL COMFORT, POPULARITY, OR CONVENIENCE.

IT MEANS DOING WHAT IS RIGHT SIMPLY BECAUSE IT IS RIGHT.



For the Strength of Youth: A Guide for Making Choices



WEEK 44

INTEGRITY MULTIPLE CHOICE

Place the A, B, and C cards on the table for kids to point to or on the walls for kids to stand by. Read the multiple-choice questions and have them point to or stand by the answer that they feel shows the most integrity.


Lucy found money on the ground that is not hers. Should she:

- a. Take the money. It's not very much anyway.
- b. Buy something for her friend with the money.
- c. Try to find out whose money it is and return it to them.

Hannah ran out of time to do her reading homework. Should she:

- a. Write on her homework sheet that she read 20 minutes. Her teacher will never know.
- b. Just mark that she read 10 minutes. It's only a little lie.
- c. Be honest and mark that she read 0 minutes on her homework sheet.

(more multiple choice problems on the following page)



WEEK 44

INTEGRITY MULTIPLE CHOICE

Integrity means you love truth with:

- a. all your heart
- b. some of your heart
- c. none of your heart

Living with integrity means you do what is right simply because it is:

- a. easy
- b. right
- c. a donut

A popular kid at school asks you to lie for him so he won't get in trouble for a choice he made. Would you:

- a. Lie for him because you really want him to like you
- b. Tell the truth while scowling at him and telling him he's a terrible person who Heavenly Father hates
- c. Tell the truth in a Christlike way

Your mom asks if you brushed your teeth, but your morning has been busy, and you haven't had time to yet. Would you:

- a. Tell her that you haven't brushed your teeth yet, but you will now
- b. Just tell her you have brushed your teeth so she stops bugging you
- c. Ignore her and pretend you didn't hear her asking you anything

Fill in the blank. George Miller was told he could be trusted because of:

- a. his hairstyle
- b. the integrity of his heart
- c. something else

It is important to live life with integrity

- a. Yes!
- b. Yes!
- c. Yes!

WEEK 44

INTEGRITY REMINDER

LIVING WITH INTEGRITY MEANS THAT YOU LOVE TRUTH WITH ALL YOUR HEART-
MORE THAN YOU LOVE PERSONAL COMFORT, POPULARITY, OR CONVENIENCE.
IT MEANS DOING WHAT IS RIGHT SIMPLY BECAUSE IT IS RIGHT.



For the Strength of Youth: A Guide for Making Choices



LIVING WITH INTEGRITY MEANS THAT YOU LOVE TRUTH WITH ALL YOUR HEART-
MORE THAN YOU LOVE PERSONAL COMFORT, POPULARITY, OR CONVENIENCE.
IT MEANS DOING WHAT IS RIGHT SIMPLY BECAUSE IT IS RIGHT.



For the Strength of Youth: A Guide for Making Choices



LIVING WITH INTEGRITY MEANS THAT YOU LOVE TRUTH WITH ALL YOUR HEART-
MORE THAN YOU LOVE PERSONAL COMFORT, POPULARITY, OR CONVENIENCE.
IT MEANS DOING WHAT IS RIGHT SIMPLY BECAUSE IT IS RIGHT.



For the Strength of Youth: A Guide for Making Choices



LIVING WITH INTEGRITY MEANS THAT YOU LOVE TRUTH WITH ALL YOUR HEART-
MORE THAN YOU LOVE PERSONAL COMFORT, POPULARITY, OR CONVENIENCE.
IT MEANS DOING WHAT IS RIGHT SIMPLY BECAUSE IT IS RIGHT.



For the Strength of Youth: A Guide for Making Choices



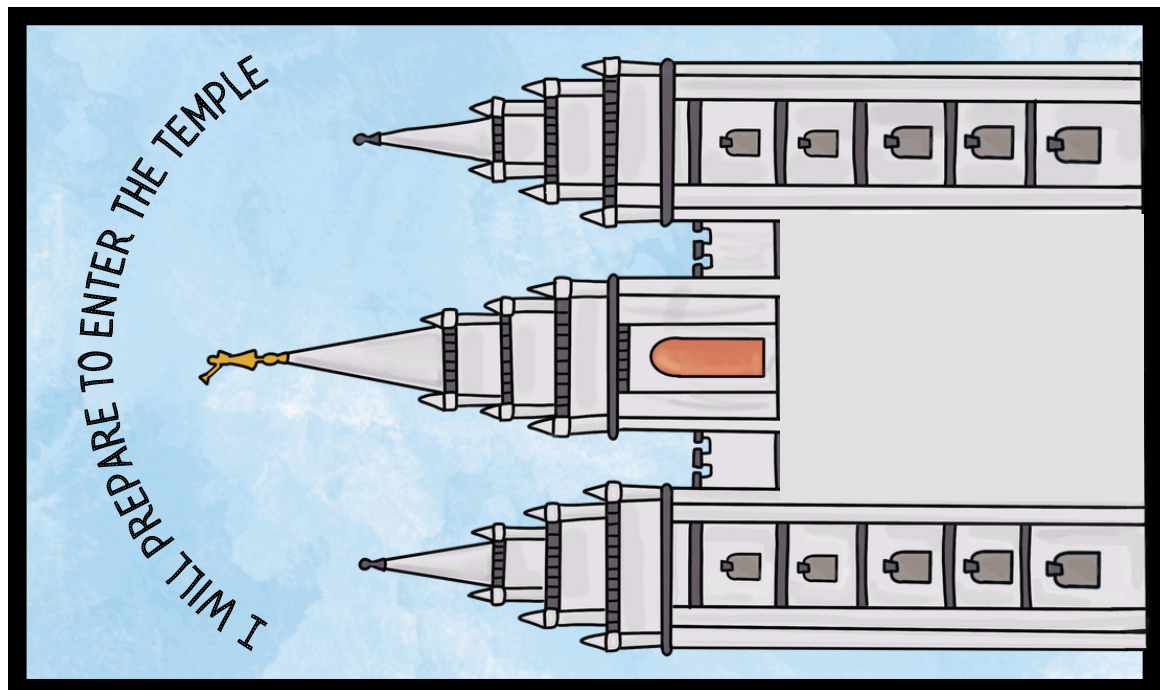

WEEK 44

MYSELF IN THE TEMPLE

After reading and discussing Doctrine and Covenants 124:39, give everyone a temple picture. Discuss ways they can prepare to enter the temple when they're old enough. Let everyone draw a picture of themselves inside the temple or print a small photo of them to glue onto the space inside the temple. Read and discuss the quote on the back and testify of blessings we can receive through making and keeping covenants in temples.

Examples

Extension: Find the temple that is closest to you at ChurchofJesusChrist.org/temples/list and read or summarize specific blessings given in the dedicatory prayer.



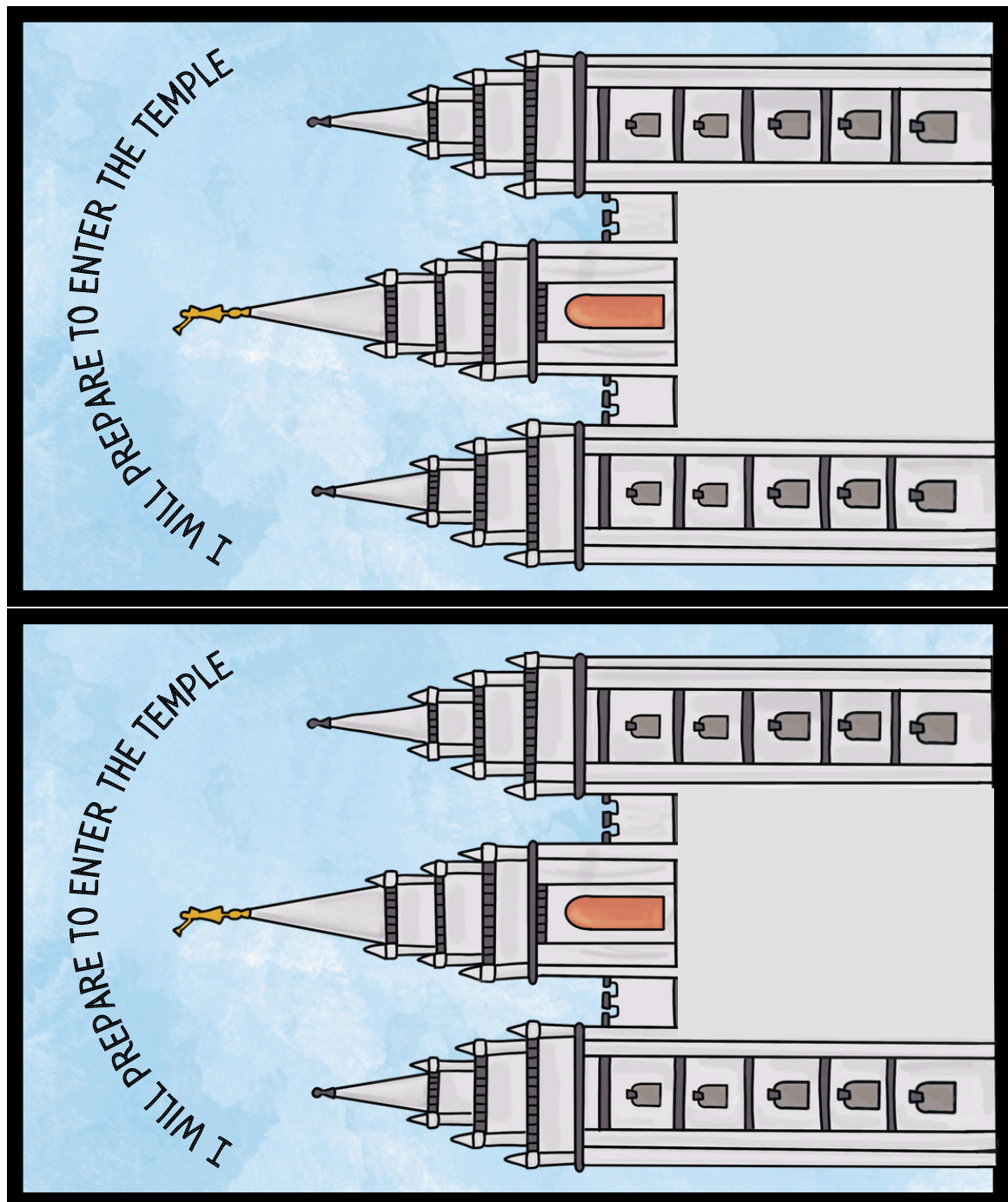
Regardless of the time in history, a temple of God is the most sacred place of worship in the world — a place where heaven touches the earth, a place where marvelous blessings are bestowed, and a place where we can feel closer to our Heavenly Father and Jesus Christ as we strive to become more like Them.

*"Why Latter-day Saints Build
Temples,"*

temples.churchofjesuschrist.org

WEEK 44

MYSELF IN THE TEMPLE



Regardless of the time in history, a temple of God is the most sacred place of worship in the world — a place where heaven touches the earth, a place where marvelous blessings are bestowed, and a place where we can feel closer to our Heavenly Father and Jesus Christ as we strive to become more like Them.

*"Why Latter-day Saints Build
Temples,"*

temples.churchofjesuschrist.org

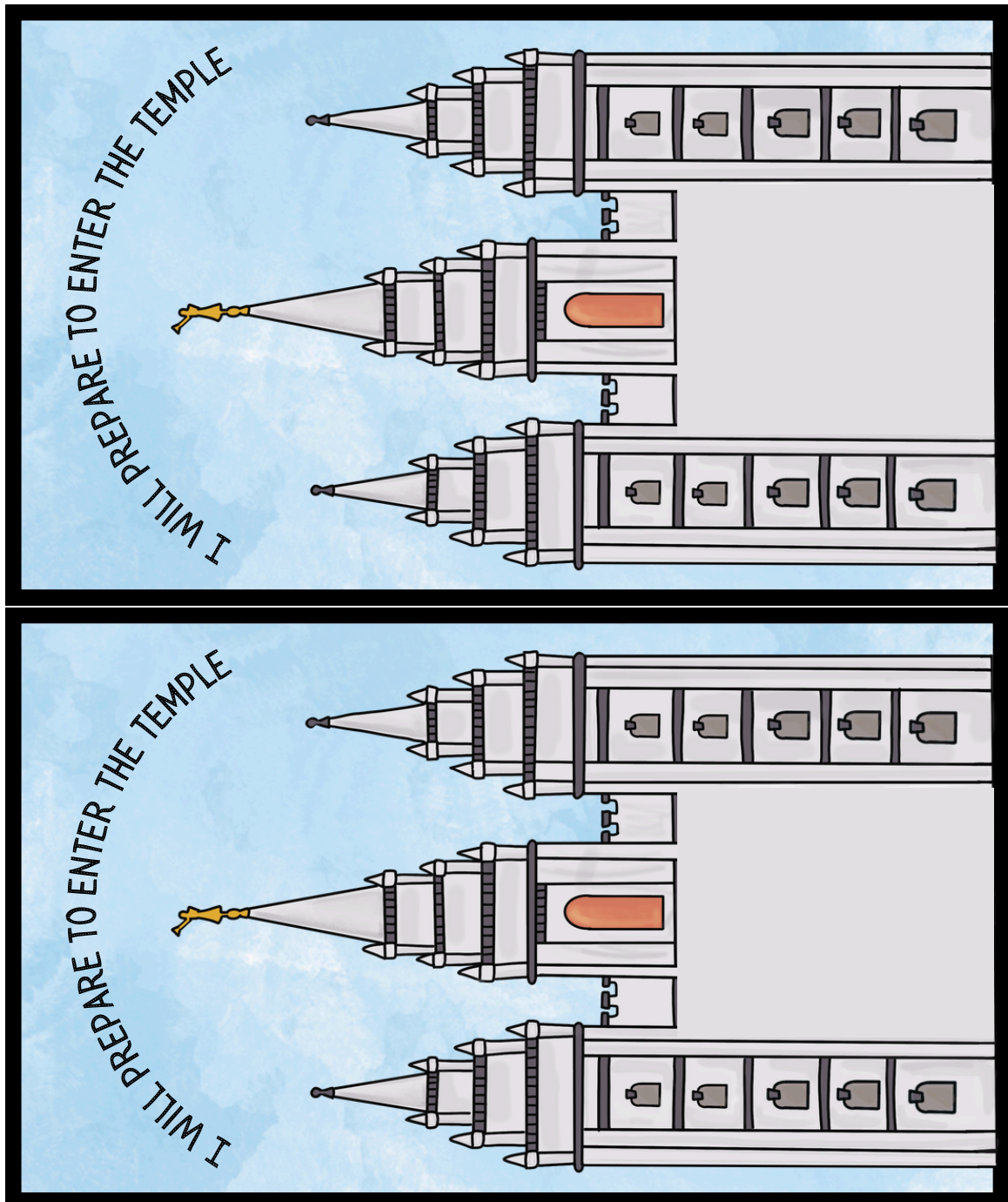
Regardless of the time in history, a temple of God is the most sacred place of worship in the world — a place where heaven touches the earth, a place where marvelous blessings are bestowed, and a place where we can feel closer to our Heavenly Father and Jesus Christ as we strive to become more like Them.

*"Why Latter-day Saints Build
Temples,"*

temples.churchofjesuschrist.org

WEEK 44

MYSELF IN THE TEMPLE



Regardless of the time in history, a temple of God is the most sacred place of worship in the world — a place where heaven touches the earth, a place where marvelous blessings are bestowed, and a place where we can feel closer to our Heavenly Father and Jesus Christ as we strive to become more like Them.

*"Why Latter-day Saints Build
Temples,"*

temples.churchofjesuschrist.org

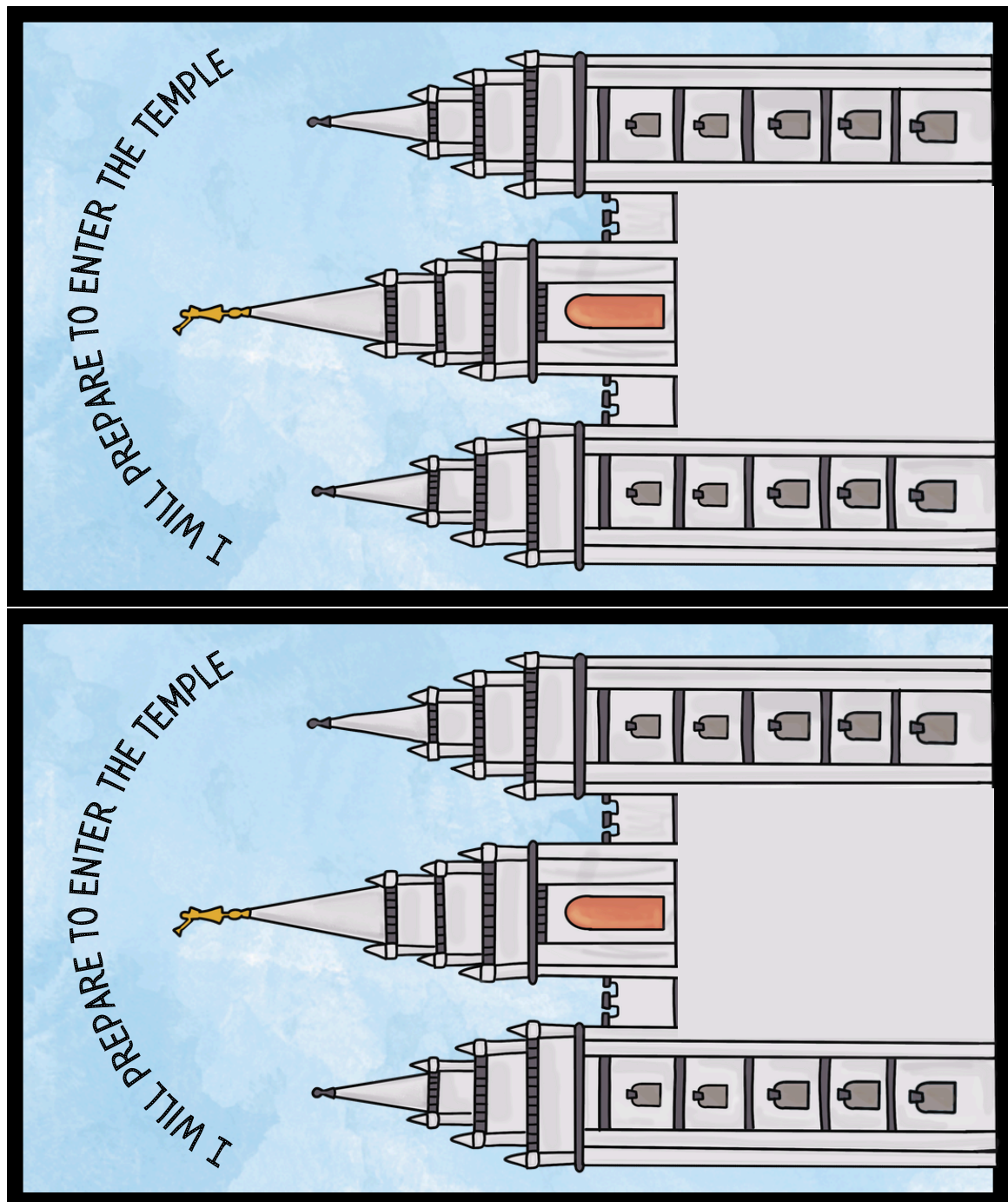
Regardless of the time in history, a temple of God is the most sacred place of worship in the world — a place where heaven touches the earth, a place where marvelous blessings are bestowed, and a place where we can feel closer to our Heavenly Father and Jesus Christ as we strive to become more like Them.

*"Why Latter-day Saints Build
Temples,"*

temples.churchofjesuschrist.org

WEEK 44

MYSELF IN THE TEMPLE



Regardless of the time in history, a temple of God is the most sacred place of worship in the world — a place where heaven touches the earth, a place where marvelous blessings are bestowed, and a place where we can feel closer to our Heavenly Father and Jesus Christ as we strive to become more like Them.

*"Why Latter-day Saints Build
Temples,"*

temples.churchofjesuschrist.org

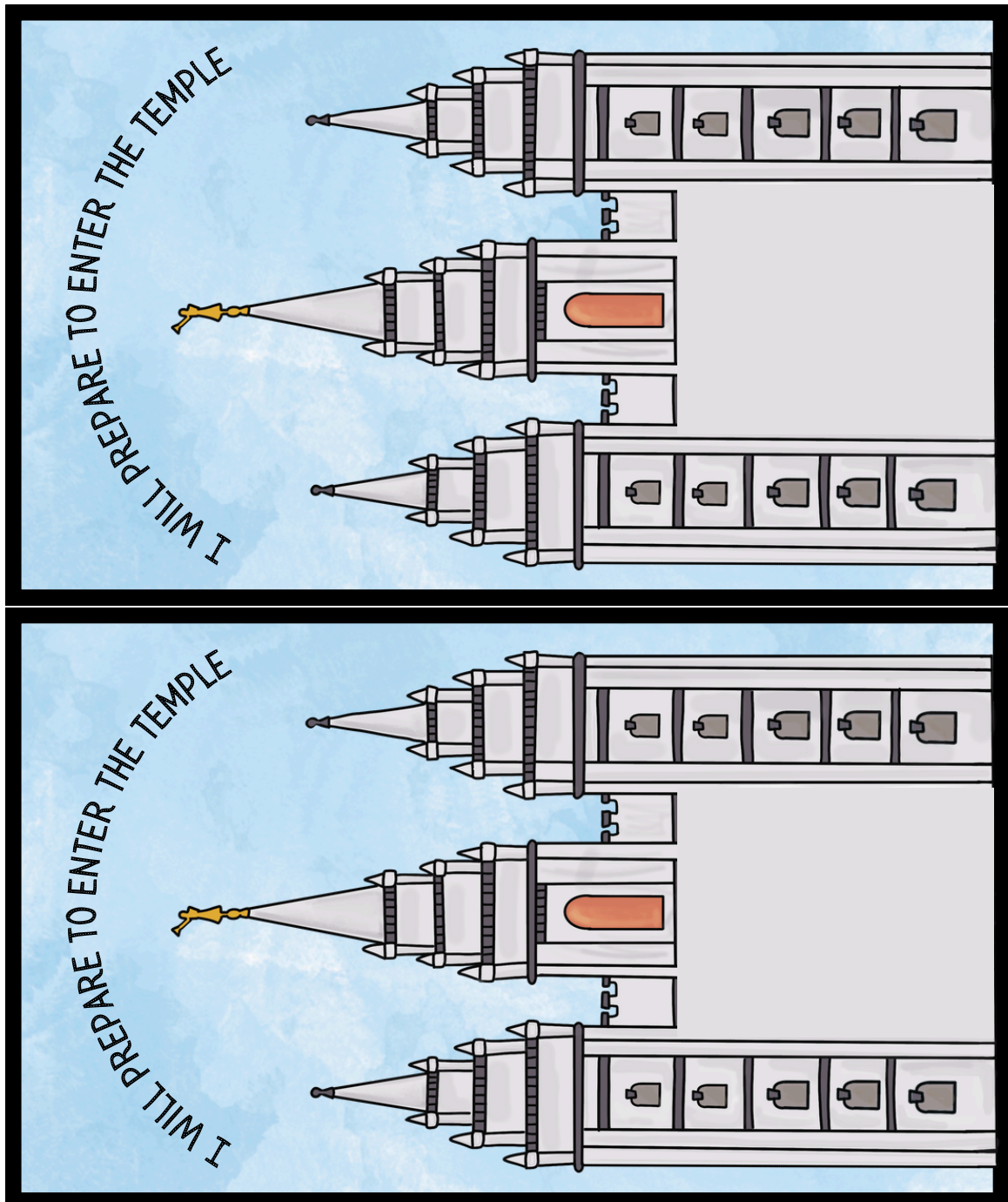
Regardless of the time in history, a temple of God is the most sacred place of worship in the world — a place where heaven touches the earth, a place where marvelous blessings are bestowed, and a place where we can feel closer to our Heavenly Father and Jesus Christ as we strive to become more like Them.

*"Why Latter-day Saints Build
Temples,"*

temples.churchofjesuschrist.org

WEEK 44

MYSELF IN THE TEMPLE



Regardless of the time in history, a temple of God is the most sacred place of worship in the world — a place where heaven touches the earth, a place where marvelous blessings are bestowed, and a place where we can feel closer to our Heavenly Father and Jesus Christ as we strive to become more like Them.

*"Why Latter-day Saints Build
Temples,"*

temples.churchofjesuschrist.org

Regardless of the time in history, a temple of God is the most sacred place of worship in the world — a place where heaven touches the earth, a place where marvelous blessings are bestowed, and a place where we can feel closer to our Heavenly Father and Jesus Christ as we strive to become more like Them.

*"Why Latter-day Saints Build
Temples,"*

temples.churchofjesuschrist.org



WEEK 45

CARE OF MY FAMILY

Write or draw ways we will take special care of our family members. If doing this with your own family, you can have each person sign their name on the bottom pink section to show their willingness to do these things.

TAKE ESPECIAL CARE OF YOUR FAMILY

Doctrine and Covenants 126:3



WEEK 45

BAPTISMS FOR THE DEAD

Discuss baptismal covenants and why they are important. Explain that Heavenly Father wants everyone to have a chance to make these covenants. That is why we do baptisms for the dead. Read Doctrine and Covenants 128:1, 5, and 17. People who weren't baptized during their earth life can be blessed when people on earth perform baptisms for the dead in temples. Follow the directions below and use stuffed animals and the pictures on the following pages to demonstrate this. If stuffed animals aren't available, you can just write some names on strips of paper to represent these people.

Basket: Place some stuffed animals in a container such as a box or basket to represent people who weren't baptized during their earth life.

Earth and Temple Pictures: Place the Earth and temple pictures in another area of the room. Explain that even though they are in separate areas, the temple is very important to those spirits.

Baptismal Font Picture: Hold up the temple baptismal font picture and ask if anyone knows what it is. Discuss in as much depth as needed. Set it next to the temple picture.

Recording Sheet– Inside the spaces, write the names of the stuffed animals who need to have their baptismal work done for them. Let someone pretend to do baptisms for the dead in a temple on Earth. Put a sticker or a checkmark in the square by their name as each baptism for the dead is acted out. Cheer as each baptism is performed and recorded!


Jesus Christ: Display the picture of Jesus Christ. After each baptism for the dead is performed, place that stuffed animal by the picture of Christ. Remind them that Jesus Christ loves everyone and wants all of us to receive blessings from Him!

WEEK 45

BAPTISMS FOR THE DEAD

Place this sign on a box of stuffed animals representing spirits of people who weren't baptized during their time on Earth. If you'd like to add an extra layer to this, you can place a lid on the box. Then show the picture of Jesus, take the lid off of the box, and explain that He made it possible for these spirits to be bound to Him through baptismal covenants.

**SPIRITS OF PEOPLE WHO
DID NOT MAKE BAPTISMAL
COVENANTS DURING
THEIR EARTH LIFE**



WEEK 45

BAPTISMS FOR THE DEAD



Doctrine and Covenants 125-128

WEEK 45

BAPTISMS FOR THE DEAD

Recording Sheet

“Whatsoever you record on earth
shall be recorded in heaven.”
Doctrine and Covenants 128:8


<input type="checkbox"/>	
<input type="checkbox"/>	
<input type="checkbox"/>	
<input type="checkbox"/>	
<input type="checkbox"/>	
<input type="checkbox"/>	

Doctrine and Covenants 125-128

WEEK 45

BAPTISMS FOR THE DEAD

Temple
Baptismal Font



WEEK 45

BAPTISMS FOR THE DEAD

“Let the mountains shout for joy, and all ye valleys cry aloud; and all ye seas and dry lands tell the wonders of your Eternal King!”
Doctrine and Covenants 128:23



WEEK 46

ETERNAL THINGS

Display the suitcase and read the scripture on it. Cut out the pictures of worldly items on the following page. Ask if those are items that we can take to heaven with us. On the golden squares, have them write or draw things that we are taught can come with us to the next life in Doctrine and Covenants 130:2, 18–19; 132:19. Place those inside the suitcase.

Things I can take with
me to the next life:

And everything that is in
the world, whether it be
ordained of men, by
thrones, or principalities,
or powers, or things of
name, whatsoever they
may be, that are not by
me or by my word, saith
the Lord, shall be thrown
down, and shall not
remain after men are
dead, neither in nor after
the resurrection, saith the
Lord your God.
Doctrine and Covenants 132:13

**Based on idea from Come,
Follow Me manual*

WEEK 46

ETERNAL THINGS

*Pictures
of
worldly
things*



*Write/
draw
eternal
things on
the
squares
and
pack
them
into the
suitcase.*



WEEK 46

D&C 130:22 SCRAMBLE

Cut apart the words to the Doctrine and Covenants 130:22 scripture verse below. Scramble them and put them on a table. Let everyone work together to unscramble them and read it out loud together. Then mix them up again and see if they can do it even faster. To memorize, turn one piece upside-down and recite the whole verse. Repeat until all pieces are upside-down.

THE FATHER HAS	A BODY OF FLESH AND BONES
AS TANGIBLE AS MAN'S;	THE SON ALSO;
BUT THE HOLY GHOST HAS NOT	A BODY OF FLESH AND BONES,
BUT IS A PERSONAGE OF SPIRIT.	WERE IT NOT SO,
THE HOLY GHOST COULD NOT	DWELL IN US.


WEEK 46

BODY AND SPIRIT


Use these signs to help discuss Doctrine and Covenants 130:22. You could:

- *Read the verse out loud and have everyone point to each sign as they hear that word.*
- *Name members of the Godhead one at a time and have everyone hold up corresponding signs to show which members have bodies and/or spirits.*
- *On the body sign, write/draw ways our bodies are similar to Heavenly Father and Jesus's bodies.*
- *Any other creative idea you have!*

BODY



SPIRIT



WEEK 46

COMMANDMENTS AND BLESSINGS GAME

Read and discuss Doctrine and Covenants 130:20–21. Wrap up 8 different small treats/prizes (such as suckers or stickers) or put them in bags. Tape a card from the following pages onto each one. Explain that there are many gifts (blessings) that God wants to give us, but if we don't obey His commandments, He can't give them to us. Let each person take turns choosing one gift and reading the commandment card on it. As kids commit to following different commandments, they can open up their present to represent how blessings in their lives will be opened up as they make these good choices.

At the end, remind them that each commandment we follow opens up different blessings in our lives! These blessings are far more important and valuable than whatever candy or prize they got in their presents with this activity.

- *To simplify, you can skip the presents and just read and discuss the cards.*
- *Another option could be to have a bowl with small treats or prizes to represent blessings instead of wrapping presents. Each time a commandment card is discussed, they can choose a prize from the bowl.*
- *If doing this with younger kids, you can have the kids sit in a circle. Number the cards 1-8. Play the music for “Keep the Commandments” while passing the gifts around the circle. Stop the music at random times. The first time you stop the music, whoever has #1 can read theirs. If that person says they’re willing to follow the commandment on their card, then they can open up their treat and enjoy it! The second time you stop the music, whoever has #2 will read/open theirs, the third time you do it, whoever has #3 will read/open theirs, etc. Remind them that we get blessings for following commandments.*

WEEK 46

COMMANDMENTS AND BLESSINGS GAME

WORD OF WISDOM

What does the Word of Wisdom teach us to do/not do?

Read D&C 89:18-21 and listen for blessings that might come to those who obey the word of wisdom.

Are you willing to follow the Word of Wisdom?

PRAY

What are some things you can thank Heavenly Father for when you pray? What can you ask Him for?

Read Alma 13:28-29 and listen for blessings that might come to those who pray.

Are you willing to follow the commandment to pray?

SCRIPTURE STUDY

What are some scriptures stories that you enjoy?

Read John 5:39 and listen for blessings that might come to those who study scriptures.

Are you willing to do this?

SABBATH DAY

In what ways can you keep the Sabbath day holy?

Read D&C 59:9-13. What are some blessings that might come to those who keep the Sabbath day holy?

Are you willing to follow this commandment?

WEEK 46

COMMANDMENTS AND BLESSINGS GAME

♥ LOVE GOD ♥

What is the first commandment? Read Mark 12: 30.

Are you willing to follow this commandment?

In what ways will you try to love God with your heart, soul, mind, and strength?

♥ LOVE OTHERS ♥

What is the second commandment? Read Mark 12:30-31.

Why is this commandment so important?

List some specific things you will do to keep this commandment.

How are we blessed when we keep this commandment?

♥ PAY TITHING ♥

How much tithing are we asked to pay?

Read 3 Nephi 24:10 and listen for how we're blessed when we pay tithing.

Are you willing to follow this commandment?

♥ BAPTISM ♥

Read 3 Nephi 11:33.

What blessings can come from keeping the commandment to be baptized?

WEEK 47

BABYLON VS. ZION

On this page, write or draw places and situations that the Lord would want us to stay away from. Read and discuss Doctrine and Covenants 133:4–5, 14. On the next page, write or draw places or situations that the Lord would want us to be in. Which page represents Babylon? Which page represents Zion?

PLACES AND SITUATIONS TO
STAY AWAY FROM:





WEEK 47

BABYLON VS. ZION

Places and situations
the Lord invites me to:



**Based on idea from Come, Follow Me manual*

Doctrine and Covenants 133-134

WEEK 47


PREPARE FOR SECOND COMING

What would you do to prepare to go to the best party ever? The Second Coming of Jesus will be a joyful, happy time if we are prepared for it! Cut out the pictures on the following page. Take turns gluing them onto the picture on this page while discussing how each thing will help us be prepared to meet our Savior when He comes again. Remind them that the Savior loves us all and wants to be with us! Read and discuss D&C 133:19–25, 46–52.



WEEK 47

PREPARE FOR SECOND COMING



the red crystal. org

**Based on idea from Come, Follow Me manual*

Doctrine and Covenants 133-134

WEEK 47

LOVING KINDNESS

Doctrine and Covenants 133:52 uses a certain two-word phrase to describe the Lord. Read the verse out loud, but don't tell them what goes in the blanks. See if they can guess what it is. Then give them the cut-out hearts and squares from the following page. See if they can unscramble them to figure out the two words that go in the blanks.

And now the year of my redeemed is come; and they shall mention the
_____ of their Lord, and all that he has bestowed upon them
according to his goodness, and according to his _____,
forever and ever.



WEEK 47

LOVING KINDNESS




Extension Idea for Families: Glue the “Loving Kindness” pieces onto a sheet of paper. Each time someone in the family does a kind, loving action like Christ would, they can color in one of the letters. Once they’re all filled in, do a fun family activity together.

WEEK 48

JOSEPH AND HYRUM SMITH

Display the pictures of Joseph and Hyrum Smith while summarizing Doctrine and Covenants 135:1. Share feelings about the sacrifice they made for their testimonies of Jesus Christ and His gospel. What sacrifices might we make in our lives for Jesus Christ and His gospel?



HYRUM SMITH




JOSEPH SMITH


WEEK 48

REVIEW MATCH


Cut out the pictures on this page and the next. Mix them up and place them face-down on the table. Take turns trying to find matches. When a match is found, ask, "How does this tie into the work that Joseph Smith did?" Review the blessings that we enjoy in our lives now because of the work Joseph Smith did.



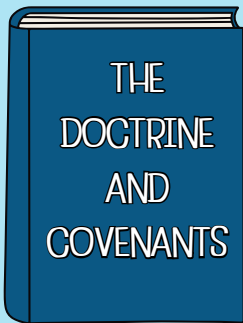
Temples



Book of Mormon




Gold Plates




Angel Moroni



The First Vision



Carthage Jail



Baptism




The Priesthood

WEEK 48


REVIEW MATCH



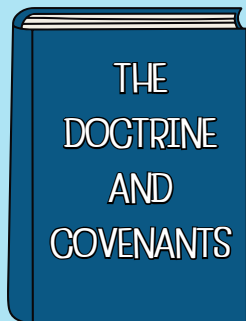
Temples



Book of Mormon



Gold Plates




THE
DOCTRINE
AND
COVENANTS




Angel
Moroni



The First
Vision



Carthage
Jail



Baptism



The
Priesthood

WEEK 48

D&C 135:3

Joseph Smith did many things that help us live close to Heavenly Father and Jesus Christ. Use these strips to study Doctrine and Covenants 135:3. You could set them out one at a time to read and discuss, assign people to give summaries or draw pictures of different strips, or unscramble them while reading the verse.

JOSEPH SMITH, THE PROPHET AND SEER OF THE LORD, HAS DONE MORE, 1
SAVE JESUS ONLY, FOR THE SALVATION OF MEN IN THIS WORLD, THAN ANY
OTHER MAN THAT EVER LIVED IN IT.

IN THE SHORT SPACE OF TWENTY YEARS, HE HAS BROUGHT FORTH THE 2
BOOK OF MORMON, WHICH HE TRANSLATED BY THE GIFT AND POWER OF
GOD, AND HAS BEEN THE MEANS OF PUBLISHING IT ON TWO CONTINENTS;

HAS SENT THE FULNESS OF THE EVERLASTING GOSPEL, 3
WHICH IT CONTAINED, TO THE FOUR QUARTERS OF THE EARTH;

HAS BROUGHT FORTH THE REVELATIONS AND COMMANDMENTS WHICH 4
COMPOSE THIS BOOK OF DOCTRINE AND COVENANTS, AND MANY OTHER WISE
DOCUMENTS AND INSTRUCTIONS FOR THE BENEFIT OF THE CHILDREN OF MEN;

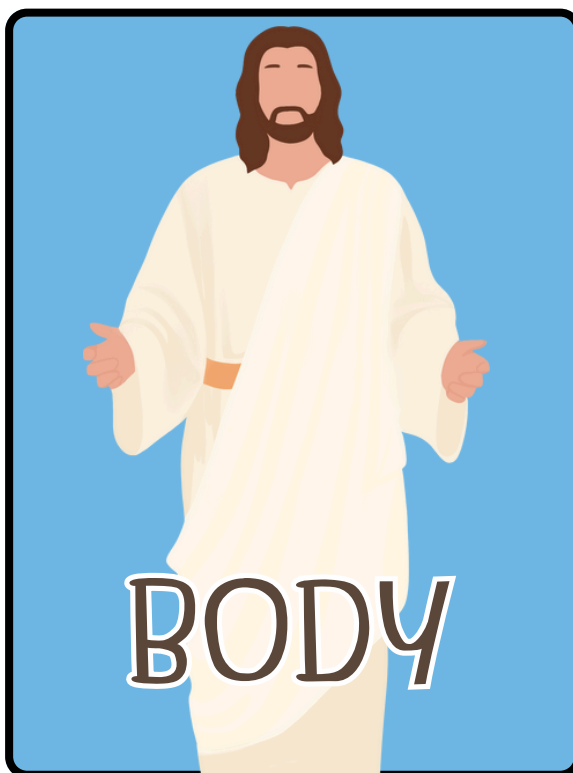
GATHERED MANY THOUSANDS OF THE LATTER-DAY SAINTS, FOUNDED A 5
GREAT CITY, AND LEFT A FAME AND NAME THAT CANNOT BE SLAIN.

HE LIVED GREAT, AND HE DIED GREAT IN THE EYES OF GOD AND 6
HIS PEOPLE; AND LIKE MOST OF THE LORD'S ANOINTED IN ANCIENT TIMES,
HAS SEALED HIS MISSION AND HIS WORKS WITH HIS OWN BLOOD;
AND SO HAS HIS BROTHER HYRUM. IN LIFE THEY WERE NOT DIVIDED,
AND IN DEATH THEY WERE NOT SEPARATED!

WEEK 49

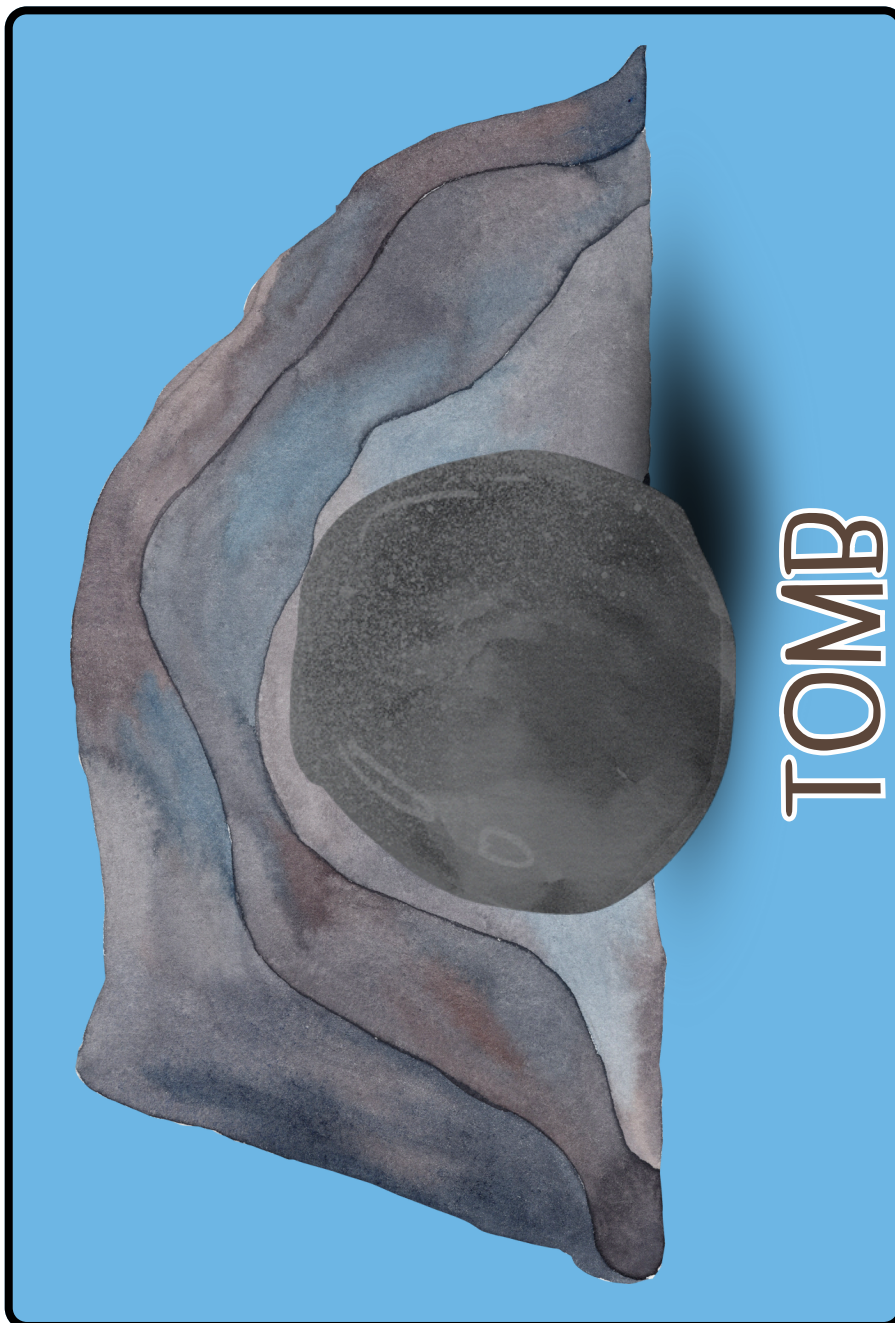
JESUS IN SPIRIT WORLD

Use these pieces to model what happened when Jesus died. Place the body piece on the tomb picture from the following page. Ask if they know what happened to Jesus's spirit while His body was in the tomb. Place the spirit piece on the spirit world picture. What did He do while He was in the spirit world? Read and discuss Doctrine and Covenants 138:18–19, 23–24, 27–30 while looking at the picture of Jesus's spirit in the spirit world. As an extension, you could have them draw pictures on the spirit world page of some of the things He did while He was there.



WEEK 49

JESUS IN SPIRIT WORLD



Doctrine and Covenants 137-138



WEEK 49

SPIRIT WORLD

Doctrine and Covenants 137-138


WEEK 49

D&C 138 QUESTIONS

Work together to answer these questions.
(questions taken from the Come, Follow Me manual)

WHERE DID JESUS'S SPIRIT GO WHEN HIS BODY WAS IN THE TOMB?

Doctrine and Covenants 138:18-19, 23-24, 27-30



Who did He visit?

What did He ask
them to do?

Why did He
do this?

WEEK 49

MORE D&C 138 QUESTIONS

Use these question cards if you'd like to discuss these specific details from Joseph F. Smith's vision. After answering the questions, give them some time to draw a picture of this vision. Discuss it in more detail as they draw.

IN JOSEPH F. SMITH'S VISION, WHO DOES HE SEE BEING TAUGHT THE EVERLASTING GOSPEL? D&C 138:11,19	IN JOSEPH F. SMITH'S VISION, HOW DID THE RIGHTEOUS SPIRITS FEEL WHEN JESUS VISITED THEM IN THE SPIRIT WORLD? D&C 138:24
SUMMARIZE D&C 138:27-30.	WHAT ARE SOME THINGS THAT THE MISSIONARIES TEACH ABOUT IN THE SPIRIT WORLD? D&C 138:32-33
IN JOSEPH F. SMITH'S VISION, HE SEES EVE. WHAT WORD DOES HE USE TO DESCRIBE HER? WHO IS SHE WITH? D&C 138:39	IN JOSEPH F. SMITH'S VISION, WHAT DO THE SPIRITS NEED TO DO TO BE REDEEMED? D&C 138:58-59
WHO BLESSED JOSEPH F. SMITH WITH THIS VISION OF THE WORK FOR THE DEAD? D&C 138:60	TRUE OR FALSE: ALL OF HEAVENLY FATHER'S CHILDREN WILL HAVE THE CHANCE TO HEAR THE GOSPEL.

WEEK 49

SEARCH, PONDER, AND PRAY

To receive understanding like Joseph F. Smith did in the 138th section of the Doctrine and Covenants, we need to search the scriptures and ponder upon the truths we have been given. Additionally, we need to pray faithfully to receive divine understanding of what is written.

Search, Ponder, and Pray Blindfold Activity:

- 1– Invite one of the kids to wear a blindfold while you hold an object up. Tell them to describe the object you are holding.
- 2– Since they cannot see it, give them an opportunity to share how they might discover what the object may be (taste, touch, smell, listening, etc.).
- 3– Give them an opportunity to try different methods to figure out what the object is and describe what they think the object is.
- 4– If they haven't figured out what the object may be, begin to give them clues or little descriptions of what the object is.
- 5– How do we learn about things? Help them see that it's important to study and think about the things that we want to learn about.
- 6– Hold up a physical copy of the scriptures. Can we learn more about them without actually holding them, reading them, and taking time to think about (ponder) them?
- 7– Discuss how when we search, ponder, and pray, the Holy Ghost can open our spiritual eyes to help us understand the scriptures better. As we seek the Holy Ghost's help, they can become much more meaningful to us.

WEEK 50

ARTICLES OF FAITH

Use the Article of Faith cards in the way that you feel is the most helpful for the kids you teach. Some ideas include:

- Laminate the cards, hole punch them, and connect them with a metal clasp. Use the set to practice Articles of Faith.
- Play a game where you place all of the cards on the table with the number showing. Take turns letting kids choose a number and see if anyone can guess what that Article of Faith is about before you flip it over and say it together.
- Divide the cards up. Let each person draw a picture and/or summarize what each Article of Faith is about.
- Highlight important words in each Article of Faith.
- For older kids, use these cards to quiz each other. Take turns reading one Article of Faith and see if others can guess what number it is, read an Article of Faith out loud and pause during parts of it to see if everyone else can guess what word or phrase comes next, or try saying the whole Article of Faith.





**We believe in God, the Eternal
Father, and in His Son, Jesus Christ,
and in the Holy Ghost.**

WEEK 50





We believe that through the Atonement of Christ, all mankind may be saved, by obedience to the laws and ordinances of the Gospel.



We believe that men will be punished for their own sins, and not for Adam's transgression.



We believe that a man must be called of God, by prophecy, and by the laying on of hands by those who are in authority, to preach the Gospel and administer in the ordinances thereof.



We believe that the first principles and ordinances of the Gospel are: first, Faith in the Lord Jesus Christ; second, Repentance; third, Baptism by immersion for the remission of sins; fourth, Laying on of hands for the gift of the Holy Ghost.

WEEK 50

6

7

8

9



We believe in the gift of tongues,
prophecy, revelation, visions,
healing, interpretation of tongues,
and so forth.



We believe in the same organization
that existed in the Primitive Church,
namely, apostles, prophets, pastors,
teachers, evangelists, and so forth.



We believe all that God has revealed,
all that He does now reveal, and we
believe that He will yet reveal many
great and important things
pertaining to the Kingdom of God.



We believe the Bible to be the word
of God as far as it is translated
correctly; we also believe the Book
of Mormon to be the word of God.

WEEK 50

10

11

12

13



We claim the privilege of worshipping Almighty God according to the dictates of our own conscience, and allow all men the same privilege, let them worship how, where, or what they may.



We believe in the literal gathering of Israel and in the restoration of the Ten Tribes: that Zion (the New Jerusalem) will be built upon the American continent: that Christ will reign personally upon the earth: and, that the earth will be renewed and receive its paradisiacal glory.



We believe in being honest, true, chaste, benevolent, virtuous, and in doing good to all men: indeed, we may say that we follow the admonition of Paul—We believe all things, we hope all things, we have endured many things, and hope to be able to endure all things. If there is anything virtuous, lovely, or of good report or praiseworthy, we seek after these things.



We believe in being subject to kings, presidents, rulers, and magistrates, in obeying, honoring, and sustaining the law.

WEEK 50

OFFICIAL DECLARATIONS

Read the scriptures on the cards below. Ask them to figure out which one relates to Official Declaration 1 and which one relates to Official Declaration 2. Write a 1 or a 2 in the corresponding heart by each scripture to show which one is which.
(Idea from Come, Follow Me manual)



ACTS 10:34-35

34 Then Peter opened his mouth, and said, Of a truth I perceive that God is no respecter of persons:
35 But in every nation he that feareth him, and worketh righteousness, is accepted with him.



JACOB 2:27-30

27 Wherefore, my brethren, hear me, and hearken to the word of the Lord:
For there shall not any man among you have save it be one wife; and concubines he shall have none;
28 For I, the Lord God, delight in the chastity of women. And whoredoms are an abomination before me;
thus saith the Lord of Hosts.
29 Wherefore, this people shall keep my commandments, saith the Lord of Hosts, or cursed be the land for their sakes.
30 For if I will, saith the Lord of Hosts, raise up seed unto me, I will command my people; otherwise they shall hearken unto these things.



WEEK 51

FAMILY PROCLAMATION

In order to help make studying the family proclamation a little more kid-friendly, we have broken it up into separate paragraphs. There are many ways you could use these pages to study this proclamation. Choose whichever ideas work best for the kids you're teaching based on their ages and specific needs.

Ideas for how to use the family proclamation pages:

- Study one or two paragraphs each day throughout the week.
- On the back of each paragraph (or on separate blank pieces of paper), work together to draw pictures or write short phrases summarizing what each paragraph is about.
- Color important words or phrases with a highlighter or crayon.
- Display the paragraphs on your wall.
- Cut out all of the paragraphs and scramble them. Let everyone work together to unscramble them while looking at a copy of the family proclamation.
- Assign each person a different paragraph. They will study that paragraph and then teach everybody else about it.

There are also smiley faces scattered throughout the pages.

Some ideas for how these could be used include:

- Let everyone choose a favorite part of the proclamation and tape a smiley face next to it while explaining why that part is meaningful to them.
- If doing this with older kids, tape a smiley face by each paragraph. When someone memorizes a paragraph, they can sign their name on the corresponding smiley face.
- Any other creative idea you have!

WEEK 51

THE FAMILY: A PROCLAMATION TO THE WORLD



The First Presidency and Council of the Twelve Apostles
of The Church of Jesus Christ of Latter-day Saints

We, the First Presidency and the Council of the Twelve Apostles of The Church of Jesus Christ of Latter-day Saints, solemnly proclaim that marriage between a man and a woman is ordained of God and that the family is central to the Creator's plan for the eternal destiny of His children.

All human beings—male and female—are created in the image of God. Each is a beloved spirit son or daughter of heavenly parents, and, as such, each has a divine nature and destiny. Gender is an essential characteristic of individual premortal, mortal, and eternal identity and purpose.

In the premortal realm, spirit sons and daughters knew and worshipped God as their Eternal Father and accepted His plan by which His children could obtain a physical body and gain earthly experience to progress toward perfection and ultimately realize their divine destiny as heirs of eternal life. The divine plan of happiness enables family relationships to be perpetuated beyond the grave. Sacred ordinances and covenants available in holy temples make it possible for individuals to return to the presence of God and for families to be united eternally.



The first commandment that God gave to Adam and Eve pertained to their potential for parenthood as husband and wife. We declare that God's commandment for His children to multiply and replenish the earth remains in force. We further declare that God has commanded that the sacred powers of procreation are to be employed only between man and woman, lawfully wedded as husband and wife.

We declare the means by which mortal life is created to be divinely appointed. We affirm the sanctity of life and of its importance in God's eternal plan.



Husband and wife have a solemn responsibility to love and care for each other and for their children. “Children are an heritage of the Lord” (Psalm 127:3). Parents have a sacred duty to rear their children in love and righteousness, to provide for their physical and spiritual needs, and to teach them to love and serve one another, observe the commandments of God, and be law-abiding citizens wherever they live. Husbands and wives—mothers and fathers—will be held accountable before God for the discharge of these obligations.

The family is ordained of God. Marriage between man and woman is essential to His eternal plan. Children are entitled to birth within the bonds of matrimony, and to be reared by a father and a mother who honor marital vows with complete fidelity. Happiness in family life is most likely to be achieved when founded upon the teachings of the Lord Jesus Christ. Successful marriages and families are established and maintained on principles of faith, prayer, repentance, forgiveness, respect, love, compassion, work, and wholesome recreational activities.





By divine design, fathers are to preside over their families in love and righteousness and are responsible to provide the necessities of life and protection for their families. Mothers are primarily responsible for the nurture of their children. In these sacred responsibilities, fathers and mothers are obligated to help one another as equal partners. Disability, death, or other circumstances may necessitate individual adaptation. Extended families should lend support when needed.

We warn that individuals who violate covenants of chastity, who abuse spouse or offspring, or who fail to fulfill family responsibilities will one day stand accountable before God.

Further, we warn that the disintegration of the family will bring upon individuals, communities, and nations the calamities foretold by ancient and modern prophets.



We call upon responsible citizens and officers of government everywhere to promote those measures designed to maintain and strengthen the family as the fundamental unit of society.





WEEK 51

IMPORTANT TRUTHS

After studying "The Family: A Proclamation to the World," let everyone think about one truth from it that is important to them. They will write or draw a picture of that truth. Give everyone a chance to share the truth they chose and explain why it is important to them.

ONE TRUTH FROM THE FAMILY PROCLAMATION
THAT IS IMPORTANT TO ME IS...

ONE TRUTH FROM THE FAMILY PROCLAMATION
THAT IS IMPORTANT TO ME IS...



WEEK 51

IMPORTANT TRUTHS

ONE TRUTH FROM THE FAMILY PROCLAMATION
THAT IS IMPORTANT TO ME IS...

ONE TRUTH FROM THE FAMILY PROCLAMATION
THAT IS IMPORTANT TO ME IS...

ONE TRUTH FROM THE FAMILY PROCLAMATION
THAT IS IMPORTANT TO ME IS...



WEEK 51

IMPORTANT TRUTHS

ONE TRUTH FROM THE FAMILY PROCLAMATION
THAT IS IMPORTANT TO ME IS...

ONE TRUTH FROM THE FAMILY PROCLAMATION
THAT IS IMPORTANT TO ME IS...

ONE TRUTH FROM THE FAMILY PROCLAMATION
THAT IS IMPORTANT TO ME IS...

WEEK 51

PROCLAMATION PICTURES

Display the pictures below. Challenge everyone to find sentences in the family proclamation that relate to the pictures. Review what the family proclamation teaches us about these things.

(Idea from Come, Follow Me manual)



The Family: A Proclamation to the World

WEEK 52

CHRISTMAS

"The Living Christ: The Testimony of the Apostles" shares several titles for the Savior. Cut out the six ornaments below that have some of these titles written on them. Discuss them one at a time. As each is discussed, glue it onto the Christmas tree from the following pages. On the other blank ornaments, everyone can write other titles for the Savior or short phrases regarding other truths we learn about Him from "The Living Christ."



WEEK 52

CHRISTMAS

One adaptation for younger kids could be to just have them share out loud something they know about Jesus Christ or how they feel about Him. As they share, they can add their ornament to the Christmas tree.



Christmas

WEEK 52

CHRISTMAS

To create a 3-dimensional Christmas tree, cut out all four trees from the following pages. Fold each in half down the vertical line of symmetry. Spread glue on the back of half of one of the Christmas trees. Press this onto the back of another Christmas tree. Continue until all four Christmas trees are glued together to create a large, standing Christmas tree.



WEEK 52



Christmas

WEEK 52



Christmas

WEEK 52



Christmas

WEEK 52




Christmas

WEEK 52

CHRISTMAS

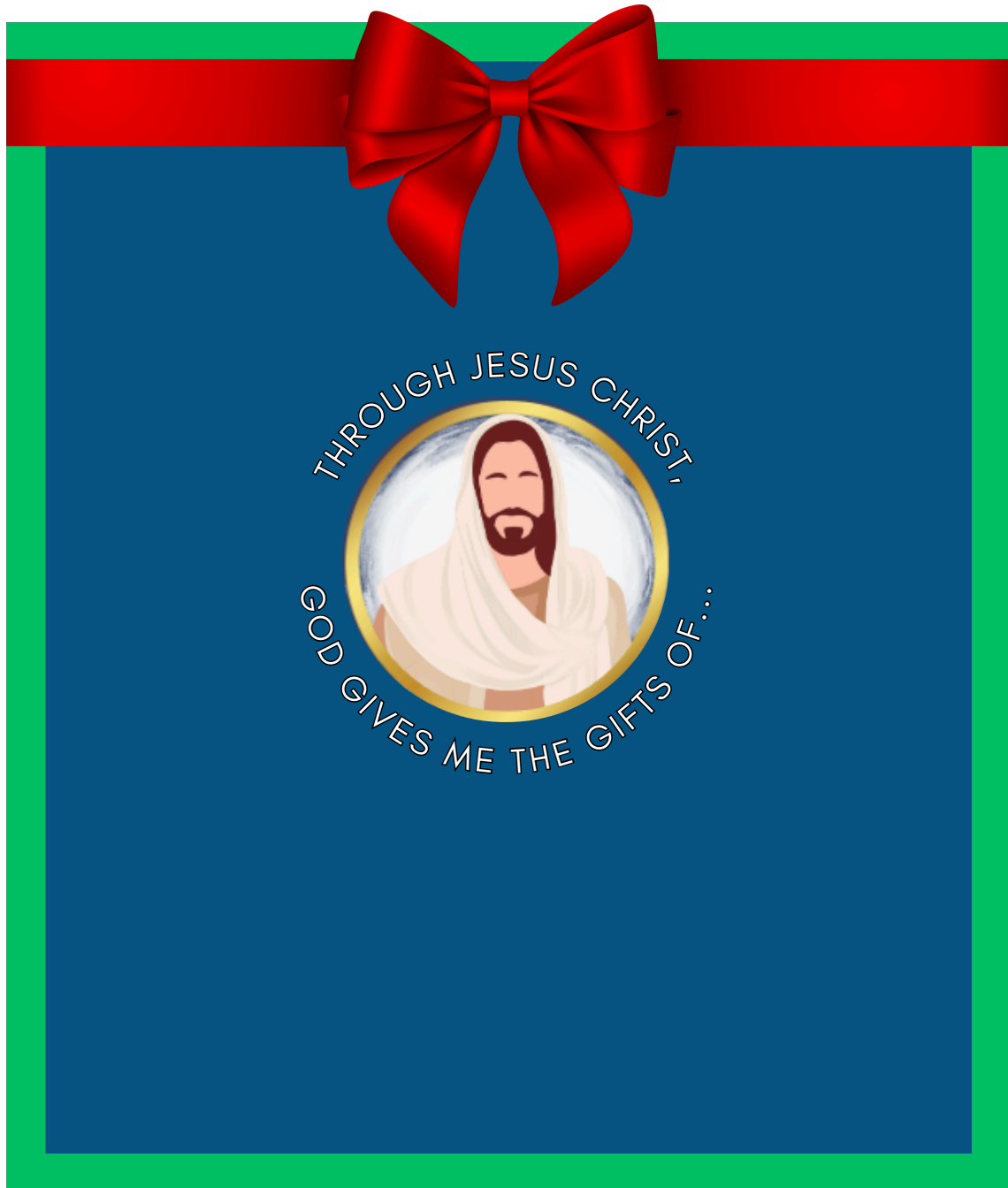
Cut the gifts apart. On each gift, everyone will write different gifts we have been given in our lives because of Jesus Christ. Place these around the picture of Jesus on the chart on the following page while discussing each.



Christmas

WEEK 52

CHRISTMAS



Christmas

thank you

Thank you to Crystal from
theredcrystal.org for her help in
creating many of the illustrations
for these activities!

Thank you to Hannah and Lucy
for many great activity ideas!



COME, FOLLOW ME

Hands-On
Learning

www.comefollowmekid.com